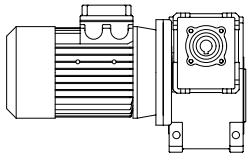
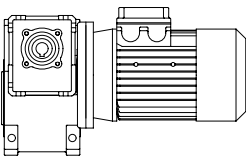
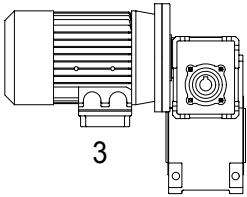
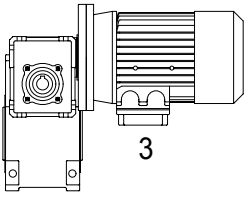
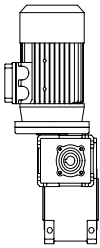
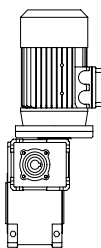
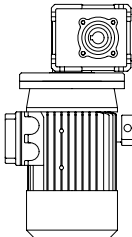
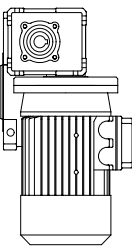
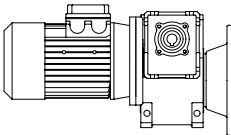
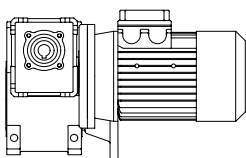
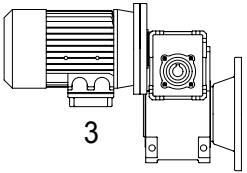
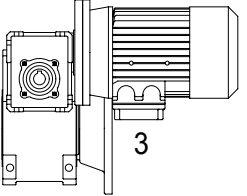
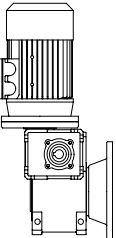
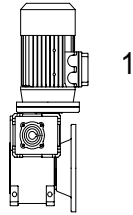
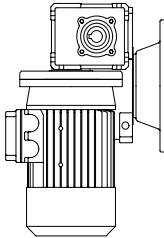
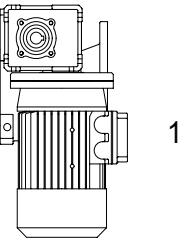


Монтажные позиции червячных мотор-редукторов серии СМ1 и СМ2

|                       |   |   |  |   |
|-----------------------|---|---|--|---|
| CMU                   | <br>BAL    | <br>BAR    | <br>AAL    | <br>AAR    |
|                       | <br>VAL    | <br>VAR    | <br>WAL    | <br>WAR    |
| CMU... F-FBR-FBM-FBML | <br>BAFL  | <br>BAFR  | <br>AAFL  | <br>AAFR  |
|                       | <br>VAFL | <br>VAFR | <br>WAFL | <br>WAFR |

Положение коробки  
подключения  
электродвигателя

