调整脚类

Feet

脚

蹄

Fixed Feet
Articulated Feet

万向关节调整脚Articulated feet D40、D50、D60、D70、SD80

CABAX®

关节脚蹄 D40

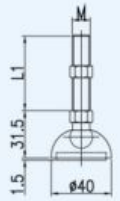

编号(Code) -C / -SS	品名 (Description)	螺纹直径M (Dia M)	螺纹长度 L1 (Length L1)	碳钢重量 -C(Kg/pc)	不锈钢重量 -SS(Kg/pc)
D40-0880	D40万向关节调整脚 D40Articulated feet	M8	80	0.073	/
D40-1050		M10	50	0.078	0.08
D40-10100			100	0.102	0.104
D40-1250		M12	50	0.095	0.098
D40-12100			100	0.128	0.131
D40-12150			150	0.164	0.166

* 脚盘:加强尼龙含橡胶垫(Base in Nylon with rubber pad). 最大承重(Max load):600kg
螺纹材质(Material of screw): -C碳钢镀镍(Carbon Steel), -SS不锈钢(Stainless Steel)

关节脚蹄 D50

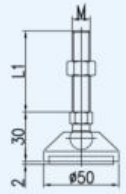

编号(Code) -C / -SS	品名 (Description)	螺纹直径M (Dia M)	螺纹长度 L1 (Length L1)	碳钢重量 -C(Kg/pc)	不锈钢重量 -SS(Kg/pc)
D50-0880	D50万向关节调整脚 D50Articulated feet	M8	80	0.082	/
D50-1050		M10	50	0.086	0.089
D50-10100			100	0.111	0.113
D50-1250		M12	50	0.105	0.107
D50-12100			100	0.137	0.140
D50-12150			150	0.173	0.176

* 脚盘:加强尼龙含橡胶垫(Base in Nylon with rubber pad). 最大承重(Max load):1000kg
螺纹材质(Material of screw): -C碳钢镀镍(Carbon Steel), -SS不锈钢(Stainless Steel)

关节脚蹄 D60

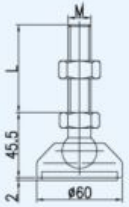

编号(Code) -C / -SS	品名 (Description)	螺纹直径M (Dia M)	螺纹长度 L1 (Length L1)	碳钢重量 -C(Kg/pc)	不锈钢重量 -SS(Kg/pc)
D60-1650	D60万向关节调整脚 D60Articulated feet	M16	50	0.230	0.242
D60-16100			100	0.296	0.310
D60-16150			150	0.360	0.373
D60-20100		M20	100	0.390	0.408
D60-20150			150	0.493	0.508

* 脚盘:加强尼龙含橡胶垫(Base in Nylon with rubber pad). 最大承重(Max load):1000kg
螺纹材质(Material of screw): -C碳钢镀镍(Carbon Steel), -SS不锈钢(Stainless Steel)

关节脚蹄 D70



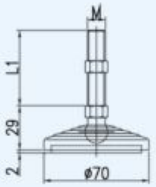

编号(Code) -C / -SS	品名 (Description)	螺纹直径M (Dia M)	螺纹长度 L1 (Length L1)	碳钢重量 -C(Kg/pc)	不锈钢重量 -SS(Kg/pc)
D70-0880	D70万向关节调整脚 D70Articulated feet	M8	80	0.094	/
D70-1050		M10	50	0.099	0.100
D70-10100			100	0.123	0.124
D70-1250		M12	50	0.119	0.117
D70-12100			100	0.148	0.152
D70-12150			150	0.184	0.187

* 脚盘:加强尼龙含橡胶垫(Base in Nylon with rubber pad). 最大承重(Max load):1000kg
螺纹材质(Material of screw): -C碳钢镀镍(Carbon Steel), -SS不锈钢(Stainless Steel)

关节脚蹄 SD80



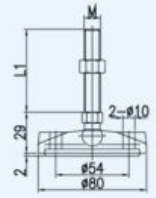

编号(Code) -C / -SS	品名 (Description)	螺纹直径M (Dia M)	螺纹长度 L1 (Length L1)	碳钢重量 -C(Kg/pc)	不锈钢重量 -SS(Kg/pc)
SD80-1050	SD80万向关节调整脚 SD80Articulated feet	M10	50	0.120	0.123
SD80-10100			100	0.145	0.147
SD80-1250		M12	50	0.140	0.138
SD80-12100			100	0.170	0.174
SD80-12150			150	0.206	0.209

* 脚盘:加强尼龙含橡胶垫(Base in Nylon with rubber pad). 最大承重(Max load):1000kg
螺纹材质(Material of screw): -C碳钢镀镍(Carbon Steel), -SS不锈钢(Stainless Steel)

万向关节调整脚Articulated feet D80、D100、D60 / D80

关节脚踏 D80

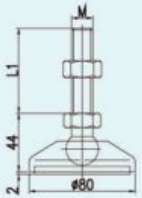

编号(Code) -C / -SS	品名 (Description)	螺纹直径M (Dia M)	螺纹长度 L1 (Length L1)	碳钢重量 -C(Kg/pc)	不锈钢重量 -SS(Kg/pc)
D80-1650	D80万向关节调整脚 D80Articulated feet	M16	50	0.262	0.273
D80-16100			100	0.327	0.341
D80-16150			150	0.390	0.404
D80-20100		M20	100	0.420	0.440
D80-20150			150	0.524	0.539
D80-24150		M24	150	/	0.732

* 脚盘:加强尼龙含橡胶垫(Base in Nylon with rubber pad). 最大承重(Max load):1200kg
螺纹材质(Material of screw): -C碳钢镀镍(Carbon Steel), -SS不锈钢(Stainless Steel)

关节脚踏 D100



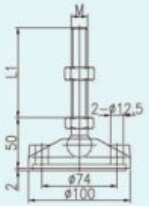

编号(Code) -C / -SS	品名 (Description)	螺纹直径M (Dia M)	螺纹长度 L1 (Length L1)	碳钢重量 -C(Kg/pc)	不锈钢重量 -SS(Kg/pc)
D100-1650	D100万向关节调整脚 D100Articulated feet	M16	50	0.332	0.343
D100-16100			100	0.396	0.410
D100-16150			150	0.461	0.473
D100-20100		M20	100	0.490	0.509
D100-20150			150	0.600	0.608
D100-24150		M24	150	/	0.801

* 脚盘:加强尼龙含橡胶垫(Base in Nylon with rubber pad). 最大承重(Max load):1500kg
螺纹材质(Material of screw): -C碳钢镀镍(Carbon Steel), -SS不锈钢(Stainless Steel)

关节脚踏D60 / D80

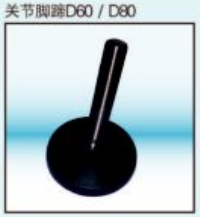

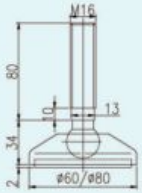

编号 (Code)	品名 (Description)	螺纹直径 M(Dia M)	螺纹长度 L1 (Length L1)	配套使用 Necessary use
D60-1680-SS	D60/D80 万向关节调整脚 D60/D80 Articulated feet	M16	80	配脚架专用 Fixed with support bases
D80-1680-SS				

方管/圆管 脚套Threaded Tube Ends For Square/Round Tube

方管脚套Threaded Tube Ends For Square Tube

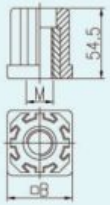

编号 (Code)	品名 (Description)	内螺纹 M (Dia M)	管材外径 ϕ/□ Tubing outer diameter	壁厚 Wall thickness	重量 Wet
JC-Q-FJTD38-M12	方管脚套 Threaded Tube Ends For Square Tube	M12	□38	1.5	0.086kg
JC-Q-FJTD38-M16		M16			0.100kg
JC-Q-FJTD38-M20		M20			0.079kg
JC-Q-FJTD40-M12		M12	□40		0.091kg
JC-Q-FJTD40-M16		M16			0.070kg
JC-Q-FJTD40-M20		M20			0.082kg
JC-Q-FJTD50-M16		M16	□50	2.0	0.105kg
JC-Q-FJTD50-M20		M20			0.11kg

* 最大承重(Max load): 600kg for □38,□40 最大承重(Max load): 1000kg for □50

圆管脚套Threaded Tube Ends For Round Tube

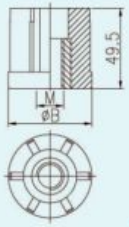

编号 (Code)	品名 (Description)	内螺纹 M (Dia M)	管材外径 ϕ/□ Tubing outer diameter	壁厚 Wall thickness	重量 Wet
JC-Q-YJTD48.3-M12	圆管脚套 Threaded Tube Ends For Round Tube	M12	○48.3	1.5	0.095kg
JC-Q-YJTD48.3-M16		M16			0.110kg
JC-Q-YJTD48.3-M20		M20			0.086kg
JC-Q-YJTD50-M12		M12	○50		0.130kg
JC-Q-YJTD50-M16		M16			0.080kg
JC-Q-YJTD50-M20		M20			0.090kg
JC-Q-YJTD60-M16		M16	○60	2.0	0.120kg
JC-Q-YJTD60-M20		M20			0.115kg

* 最大承重(Max load): 600kg for ϕ48.3, ϕ50 最大承重(Max load): 1000kg for ϕ60

固定调整脚蹄Fixed feet FD60、FD80、FD100、FD123

固定脚踏 FD60

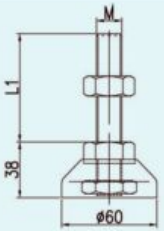

编号(Code) -C / -SS	品名 (Description)	螺纹直径M (Dia M)	螺纹长度 L1 (Length L1)	碳钢重量 -C(Kg/pc)	不锈钢重量 -SS(Kg/pc)
FD60-1280	FD60 固定脚蹄 Fixed Feet	M12	80	0.172	0.176
FD60-1650		M16	50	0.241	/
FD60-16100			100	0.303	0.306
FD60-16150			150	0.368	0.371
FD60-20100		M20	100	0.470	0.537
FD60-20150			150	0.573	0.621

* 脚盘：加强尼龙(Base in Nylon) 最大承重(Max load)：1200kg
螺纹材质(Material of screw): -C碳钢镀镍(Carbon Steel), -SS不锈钢(Stainless Steel)

固定脚踏 FD80

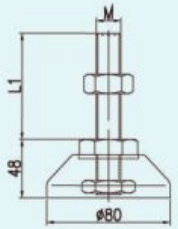

编号(Code) -C / -SS	品名 (Description)	螺纹直径M (Dia M)	螺纹长度 L1 (Length L1)	碳钢重量 -C(Kg/pc)	不锈钢重量 -SS(Kg/pc)
FD80-1650	FD80 固定脚蹄 Fixed Feet	M16	50	0.288	/
FD80-16100			100	0.339	0.344
FD80-16150			150	0.405	0.409
FD80-20100		M20	100	0.510	0.577
FD80-20150			150	0.613	0.661

* 脚盘：加强尼龙(Base in Nylon) 最大承重(Max load)：1200kg
螺纹材质(Material of screw): -C碳钢镀镍(Carbon Steel), -SS不锈钢(Stainless Steel)

固定脚踏 FD100

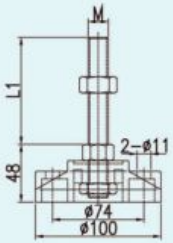

编号(Code) -C / -SS	品名 (Description)	螺纹直径M (Dia M)	螺纹长度 L1 (Length L1)	碳钢重量 -C(Kg/pc)	不锈钢重量 -SS(Kg/pc)
FD100-16100	FD100 固定脚蹄 Fixed Feet	M16	100	0.376	0.378
FD100-16150			150	0.441	0.443
FD100-20100		M20	100	0.460	0.540
FD100-20150			150	0.560	0.652
FD100-20200		M20 (订制)	200	0.670	0.749
FD100-24150		M24	150	/	0.855

* 脚盘：加强尼龙(Base in Nylon) 最大承重(Max load)：1500kg
螺纹材质(Material of screw): -C碳钢镀镍(Carbon Steel), -SS不锈钢(Stainless Steel)

固定脚踏 FD123



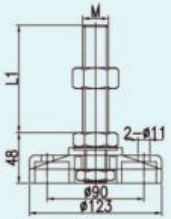

编号(Code) -C / -SS	品名 (Description)	螺纹直径M (Dia M)	螺纹长度 L1 (Length L1)	碳钢重量 -C(Kg/pc)	不锈钢重量 -SS(Kg/pc)
FD123-20100	FD123 固定脚蹄 Fixed Feet	M20	100	0.510	0.560
FD123-20150			150	0.610	0.660
FD123-20200		M20 (订制)	200	0.750	/
FD123-24150		M24 (订制)	150	0.880	0.910
FD123-30150		M30 (订制)		/	/

* 脚盘：加强尼龙(Base in Nylon) 最大承重(Max load)：1500kg
螺纹材质(Material of screw): -C碳钢镀镍(Carbon Steel), -SS不锈钢(Stainless Steel)

调整脚类

零配件类

Components

配

件

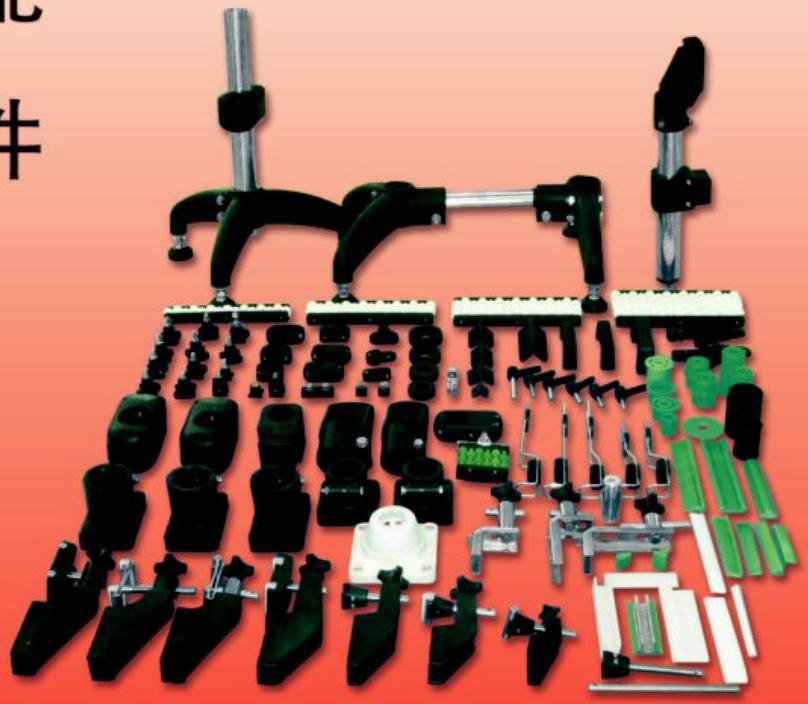

Components

护栏支架 Side Guide Brackets

S2特小型支架 S2 Small Brackets

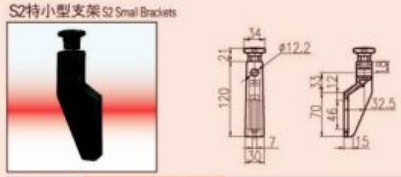

编号 Code	品名 Description	材质 Material
JC-B-S2	S2特小型支架 S2 Small Brackets	支架及支架头为加强尼龙 螺丝为不锈钢 Nylon, eyebolt in SS

重量（WET）：0.086kg

小型支架 Small Brackets

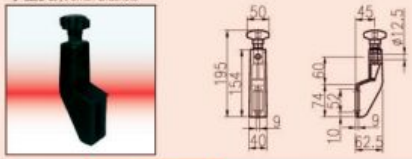

编号 Code	品名 Description	材质 Material
JC-B-S	小型支架 Small Brackets	支架及支架头为加强尼龙 鱼眼螺丝为铜镀镍 Nylon, eyebolt in nickel plated brass

重量（WET）：0.180kg

中型支架 Medium Brackets

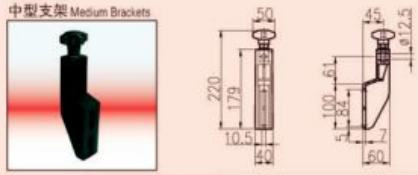

编号 Code	品名 Description	材质 Material
JC-B-M	中型支架 Medium Brackets	支架及支架头为加强尼龙 鱼眼螺丝为铜镀镍 Nylon, eyebolt in nickel plated brass

重量（WET）：0.195kg

大型支架 Large Brackets

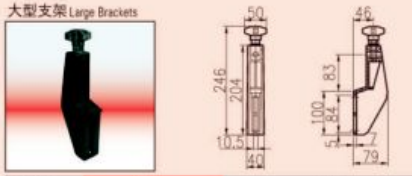

编号 Code	品名 Description	材质 Material
JC-B-L	大型支架 Large Brackets	支架及支架头为加强尼龙 鱼眼螺丝为铜镀镍 Nylon, eyebolt in nickel plated brass

重量（WET）：0.230kg

调整型护栏支架Adjustable Brackets

调整型支架（含铜调整头组）Adjustable Brackets With Copper Heads

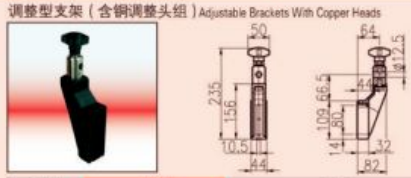

编号 Code	品名 Description	材质 Material
JC-B-A1	调整型支架 含铜调整头组 Adjustable Brackets (Copper heads)	固定头为铜镀镍，支架及 支架头为加强尼龙 Nylon, heads in nickel plated brass

重量（WET）：0.410kg

调整型支架（含短调整头组）Adjustable Brackets With Short Heads

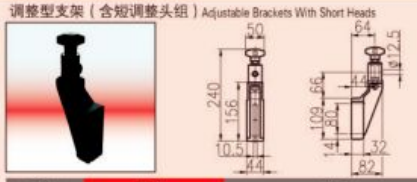

编号 Code	品名 Description	材质 Material
JC-B-A2	调整型支架 含短调整头组 Adjustable Brackets (Short heads)	支架及短固定头为加强尼龙 鱼眼螺丝为铜镀镍 Nylon, eyebolt in nickel plated brass

重量（WET）：0.260kg

调整型支架（含长调整头组）Adjustable Brackets With Long Heads

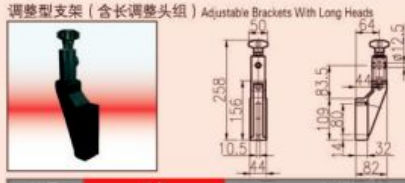

编号 Code	品名 Description	材质 Material
JC-B-A3	调整型支架 含长调整头组 Adjustable Brackets (Long heads)	支架及长固定头为加强尼龙 鱼眼螺丝为铜镀镍 Nylon, eyebolt in nickel plated brass

重量（WET）：0.270kg

长、短调整头组 Long/ Short heads

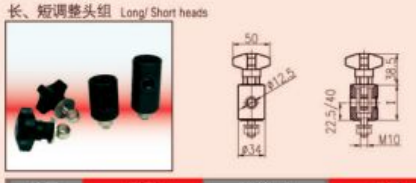

编号 Code	品名 Description	螺丝Bolt M10x20L	重量 Wet
JC-J-D+Z	短调整头组 Short heads	不锈钢SS Stainless Steel	0.055kg
JC-J-C+Z	长调整头组 Long heads		0.142kg

材质Material：固定头及支架头为加强尼龙鱼眼螺丝为铜镀镍 Nylon, eyebolt in nickel plated brass

护栏夹Guide Rail Clamp

不锈钢圆双轨夹 Double Round Guide Rail Clamp In SUS304

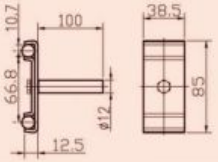

编号 Code	品名 Description	内牙 Inner screw PIN	重量 Wet
JC-C-D1-SS	不锈钢圆双轨夹头 Double Round Guide Rail Clamp In SUS304	无None	0.144kg
JC-C-D1-SS+1	不锈钢带柄圆双轨夹 Double Round Guide Rail Clamp(with PIN) In SUS304	M8*15, ϕ12* 100L	0.298kg

材质Material：夹头,螺丝PIN皆为不锈钢All of in SUS304

不锈钢方双轨夹 Double Square Guide Rail Clamp In SUS304

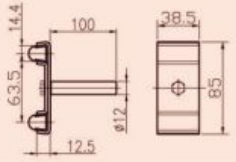

编号 Code	品名 Description	内牙 Inner screw PIN	重量 Wet
JC-C-D2-SS	不锈钢方双轨夹头 Double Square Guide Rail Clamp In SUS304	无None	0.140kg
JC-C-D2-SS+1	不锈钢带柄方双轨夹 Double Square Guide Rail Clamp(with PIN) In SUS304	M8*15, ϕ12* 100L	0.245kg

材质Material：夹头,螺丝PIN皆为不锈钢All of in SUS304

圆双轨夹 Double Round Guide Rail Clamp

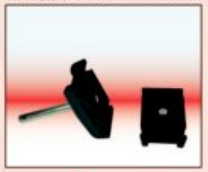

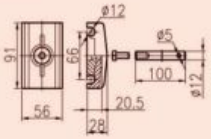

编号 Code	品名 Description	内牙 Inner screw PIN	重量 Wet
JC-C-D1	圆双轨夹头 Double Round Guide Rail Clamp	无None	0.095kg
JC-C-D1+1	带柄圆双轨夹 Double Round Guide Rail Clamp(with PIN)	M8*15, ϕ12* 100L	0.170kg

材质Material：夹头加强尼龙，螺丝PIN皆为不锈钢Nylon, bolt and pin in SUS304

方双轨夹 Double Square Guide Rail Clamp

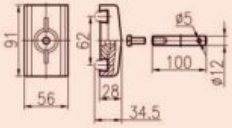

编号 Code	品名 Description	内牙 Inner screw PIN	重量 Wet
JC-C-D2	方双轨夹头 Double Square Guide Rail Clamp	无None	0.09kg
JC-C-D2+1	带柄方双轨夹 Double Square Guide Rail Clamp(with PIN)	M8*15, ϕ12* 100L	0.165kg

材质Material：夹头加强尼龙，螺丝PIN皆为不锈钢Nylon, bolt and pin in SUS304

方单轨夹 Single Square Guide Rail Clamp



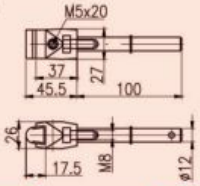

编号 Code	品名 Description	配套 Necessary	重量 Wet
JC-C-S2	外牙方单轨夹 Single Square Guide Rail Clamp	圆帽护栏 Round cap guide	0.03kg
JC-C-S2+1	带柄方单轨夹 Single Square Guide Rail Clamp(with PIN)	M8*15, ϕ12* 100L	0.105kg

材质Material：加强尼龙，螺丝PIN皆为不锈钢Nylon, bolt and pin in SUS304

圆单轨夹 Single Round Guide Rail Clamp

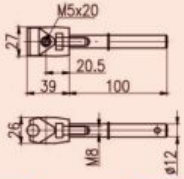

编号 Code	品名 Description	配套 Necessary	重量 Wet
JC-C-01	外牙圆单轨夹 Single Round Guide Rail Clamp	ϕ12圆铁 ϕ12Rod iron	0.030kg
JC-C-01+1	带柄圆单轨夹 Single Round Guide Rail Clamp(with PIN)	M8*15, ϕ12* 100L	0.105kg

材质Material：加强尼龙，螺丝PIN皆为不锈钢Nylon, bolt and pin in SUS304

护栏导条夹 Single Clamp With Rod



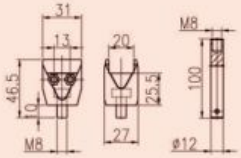

编号 Code	品名 Description	内牙 PIN	重量 Wet
JC-C-C	护栏导条夹 Single Clamp With Rod	无None	0.04kg
JC-C-C+1	带柄护栏导条夹 Single Clamp With Rod	M8*15, ϕ12*100L	0.110kg

材质Material：加强尼龙，螺丝PIN皆为不锈钢Nylon, bolt and pin in SUS304

护栏夹Guide Rail Clamp

圆单轨接头 Single Round Joint

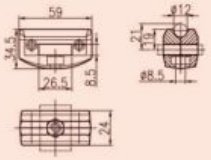

编号 Code	品名 Description	配套 Necessary	重量 Wet
JC-C-A1	圆单轨接头 Single Round Joint	ϕ12圆铁 ϕ12 Rod iron	0.045kg

材质Material：加强尼龙，螺丝不锈钢Nylon, bolt in SUS304

方单轨接头 Square Round Joint

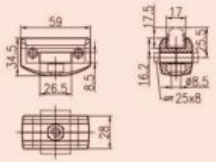

编号 Code	品名 Description	配套 Necessary	重量 Wet
JC-C-A2	方单轨接头 Square Round Joint	圆帽护栏 Round cap guide	0.040kg

材质Material：加强尼龙，螺丝不锈钢Nylon, bolt in SUS304

把手Handle

中型把手 Middle Handle

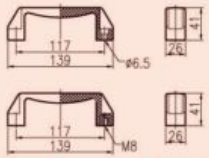

编号 Code	品名 Description	螺牙 Screw M	重量 Wet
JC-HD-M0	无牙中型把手 No Tooth Middle Handle	无None	0.05kg
JC-HD-M8	M8内牙中型把手 M8 Inner Teeth Middle Handle	M8	0.065kg

材质Material: 加强尼龙,铜螺蚊Nylon, screw in brass

大型把手 Large Handle

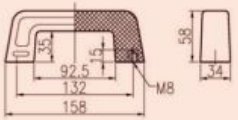

编号 Code	品名 Description	螺牙 Screw M	重量 Wet
JC-HD-L	大型把手 Large Handle	M8	0.120kg

材质Material: 加强尼龙,铜螺蚊Nylon, screw in brass

扳手Adjustable Handle

固定扳手 Tightening Lever

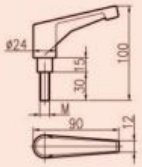

编号 Code	品名 Description	螺牙 Screw M	手柄颜色 Hand Colour	重量 Wet
JC-HZ-M10	固定扳手 Tightening Lever	M10*30	黑色Black	0.129kg
JC-HZ-M12		M12*30		/

材质Material: 加强尼龙,螺牙为铜镀镍Nylon, bolt in nickel plated brass

30° 万向扳手 Adjustable Handle



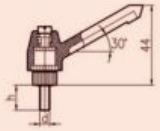

编号 Code	品名 Description	手柄颜色 Hand Colour	D	H	重量 Wet
JC-HZ-AMS625	小万向扳手 Small Adjustable Handle	黑 black	M6	25	0.030kg
JC-HZ-AMS825			M8		0.035kg
JC-HZ-AMS830			M8	30	0.035kg
JC-HZ-AMS1025			M10	25	0.040kg
JC-HZ-AMS1030			M10	30	0.080kg
JC-HZ-AMS			M10	60	0.056kg

材质Material: 加强尼龙,螺牙为不锈钢Nylon, screw in stainless steel,

零配件类

支架头系列 Knob

小M8支架头(内牙/外牙) Knob(inner/outer teeth)

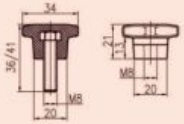

编号 Code	品名 Description	螺牙形式 Spiral tooth form	螺牙长度 Bolt	重量 Wet
JC-Z-NM8S	小M8内牙支架头 M8 Inner Teeth Knob	内牙 (inner teeth)	M8 × 15	0.019kg
JC-Z-WM8S	小M8外牙支架头 M8 Outer Teeth Knob	外牙 (outer teeth)	M8 × 15 M8 × 20	0.017kg 0.019kg

材质Material：铜与不锈钢Copper and SUS304

铜调整头组 Copper heads

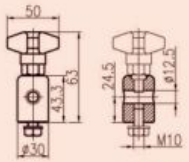

编号 Code	品名 Description	螺丝 Bolt	重量 Wet
JC-J-T+Z	铜调整头组 Copper heads	SUS304不锈钢 SUS304 Stainless Steel	0.255kg

材质Material：固定头为铜镀镍支架头为加强尼龙(外牙) Knob in Nylon (outer teeth) Heads in nickel plated brass

外牙支架头 M10/M8 Outer Teeth Knob



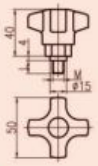

编号 Code	品名 Description	螺丝 Bolt	重量 Wet
JC-Z-WM8	大M8外牙支架头 M8 Outer Teeth Knob	M8*16L	0.055kg
JC-Z-WM10	M10外牙支架头 M10 Outer Teeth Knob	M10*12L M10*20L	0.055kg 0.06kg

材质Material：加强尼龙,螺牙为铜镀镍或不锈钢 Nylon, bolt in nickel plated brass or SUS304

内牙支架头 M10/M8 Inner Teeth Knob



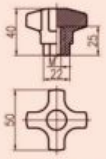

编号 Code	品名 Description	螺丝 Bolt	重量 Wet
JC-Z-NM8	大M8内牙支架头 M8 Inner Teeth Knob	M8*15L	0.04kg
JC-Z-NM10	M10内牙支架头 M10 Inner Teeth knob	M10*25L	0.035kg

材质Material：加强尼龙,螺件为铜 Nylon, bolt in nickel plated brass

铜镀镍/不锈钢固定头 Copper/ss heads

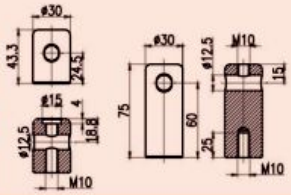

编号 Code	品名 Description	内牙 Inner screw PIN	重量 Wet
CG-J-TDNGDT	铜镀镍固定头 (Copper heads)	Φ12.5*43.3H	0.180kg
CG-J-SSGDT	不锈钢固定头 (SS heads)	Φ12.5*75H	0.330kg

材质Material：铜镀镍与不锈钢nickel plated brass and SUS304

喷嘴Spray Nozzles

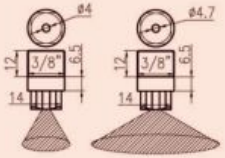

编号 Code	品名 Description	规格 α	材质 Material	重量 Wet
PZ-3/8-SS60	3分不锈钢喷嘴 3/8" stainless steel spray nozzles	60°	不锈钢 SS	0.0275kg
PZ-3/8-SS120		120°		0.0257kg

联接夹Connect Clamp

T型夹 T Clamp

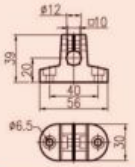

编号 Code	品名 Description	尺寸mm Size(mm)	重量 Wet
JC-C-T1210	T型夹 T Clamp	Φ12■10	0.025kg

材质Material：加强尼龙，螺丝不锈钢 Nylon, screw in stainless steel

感应器夹 Sensor Clamp

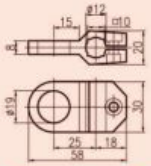

编号 Code	品名 Description	尺寸mm Size(mm)	重量 Wet
JC-C-S1210	感应器夹 Sensor clamp	Φ12■10	0.019kg

材质Material：加强尼龙，螺丝不锈钢 Nylon, screw in stainless steel

大/小十字型承夹Cross Block

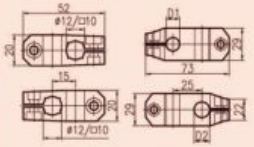

编号 Code	品名 Description	尺寸mm Size(mm)	重量 Wet
JC-C-DT1210	小十字型承夹 Cross Block	Φ12■10	0.020kg
JC-C-DT1212	大十字型承夹Φ12xΦ12 Cross Block	Φ12●12	0.065kg
JC-C-DT1412	大十字型承夹Φ12xΦ14 Cross Block	Φ12●14	0.065kg
JC-C-DT2020	大十字型承夹Φ20XΦ20 Cross Block	Φ20●20	0.055kg

材质Material：加强尼龙，螺丝不锈钢 Nylon, screw in stainless steel

十字联接头Extra Cross Block for rods or tubes

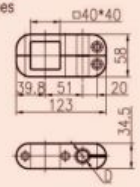

编号 Code	品名 Description	DF1	D	配套使用 Necessary use	重量 Wet
JC-C-DT40-16	十字联接头 Extra Cross Block for rods or tubes	■40	●16	联接支撑分道算盘护栏时用 When joint strut skip road abacus guard rail uses	0.210kg
JC-C-DT40-20	十字联接头 Extra Cross Block for rods or tubes	■40	●20		0.200kg

材质Material：加强尼龙,螺丝不锈钢 Nylon, screw in stainless steel

圆形固定轴套Split shafting collars

圆形固定轴套 Split shafting collars

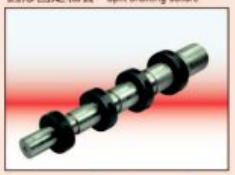

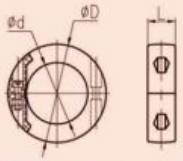

编号 Code	品名 Description	外径 D	孔径 d	厚度 L	重量 Wet
JC-H-703ZT	圆形固定轴套 Split shafting collars	50	Φ25	16	0.024kg
JC-H-704ZT		55	Φ30	16	0.029kg
JC-H-705ZT		60	Φ35	16	0.031kg
JC-H-706ZT		65	Φ40	18	0.036kg

材质Material：加强尼龙，不锈钢螺丝组Black Nylon, screw in SS

转换内孔衬套 Reduction bush



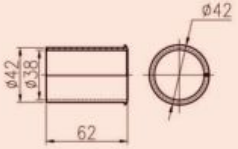

编号 Code	品名 Description	孔径 φ Size	重量 Wet
JC-L-LZB-CT38	二爪半踏架用衬套38孔 Reduction bush 42to 38Φ	Φ38	0.020kg

材质颜色Material Colour: 尼龙黑色Black Nylon

活页Hinge

中型活页 Middle Hinge

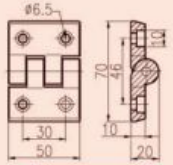

编号 Code	品名 Description	孔径 ϕ Aperture ϕ	使用螺丝 Use bolt	重量 Wet
JC-C-W104	中型活页 Middle hinge	6.5	内六角M6 In hexagon M6	0.045kg

材质Material: 加强尼龙，插销为不锈钢304 Nylon, pin in SS 304

大型活页 Large Hinge



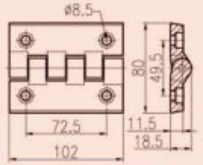

编号 Code	品名 Description	孔径 ϕ Aperture ϕ	使用螺丝 Use bolt	重量 Wet
JC-C-W106	大型活页 Large hinge	8.5	内六角M8 in hexagon M8	0.100kg

小型活页(铝型材40×40专用)
Small Hinge(Aluminum 40×40 Use)

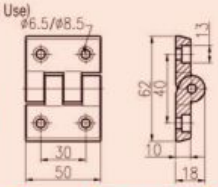

编号 Code	品名 Description	孔径 ϕ Aperture ϕ	使用螺丝 Use bolt	重量 Wet
JC-C-W103	小型活页 (铝型材40×40专用) Small hinge (For Aluminum 40&40)	6.5 8.5	内六角M6 In hexagonM6 内六角M8 In hexagonM8	0.040kg 0.035kg

材质Material: 加强尼龙，插销为不锈钢304 Nylon, pin in SS 304

小型活页 Small Hinge

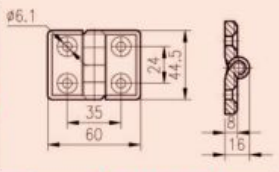

编号 Code	品名 Description	孔径 ϕ Aperture ϕ	使用螺丝 Use bolt	重量 Wet
JC-C-W102	小型活页 (铝型材40×30专用) Small hinge (For Aluminum 40&30)	6.1	M6沉头螺丝 M6 Sunk screw	0.031kg

材质Material: 加强尼龙，插销为不锈钢304 Nylon, pin in SS 304

特小型活页
Especially Small Hinge

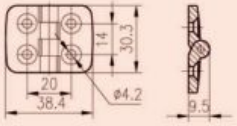

编号 Code	品名 Description	孔径 ϕ Aperture ϕ	使用螺丝 Use bolt	重量 Wet
JC-C-W101	小型活页 (铝型材20×20专用) especially Small Hinge (For Aluminum 20&20)	4.2	M4沉头螺丝 M4 Sunk screw	0.007kg

材质Material: 加强尼龙，插销为不锈钢304 Nylon, pin in SS 304

滚筒轴套Roller sleeve



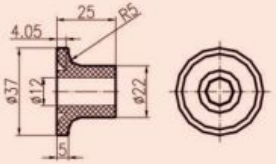

编号 Code	品名 Description	孔径 Φ	配套使用 Use with
JC-GTZT	滚筒轴套 Roller sleeve	Φ12	滚筒轴心支撑用 Use with roller axes for support

支撑元件Frame Support Elements

支撑架 Frame support



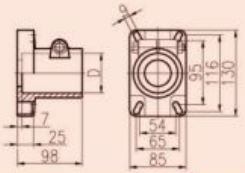

编号 Code	品名 Description	直径 D(ϕ)	重量 Wet
JC-E-FS-48.3	支撑架 Frame support	Φ48.3	0.380kg
JC-E-FS-50.9		Φ50.9	0.379kg
JC-E-FS-60.3		Φ60.3	0.350kg

材质Material: 加强尼龙，不锈钢螺丝组 Nylon, screw in SS

小支撑架 Small Frame support



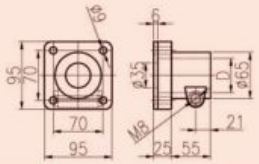

编号 Code	品名 Description	直径 D(ϕ)	重量 Wet
JC-E-FS-48.3-S	小支撑架 Small Frame support	Φ48.3	0.245kg
JC-E-FS-50.9-S		Φ50.9	0.240kg

材质Material: 加强尼龙，不锈钢螺丝组 Nylon, screw in SS

德式侧边锁头(小) Side mounting bracket48.3/50.9

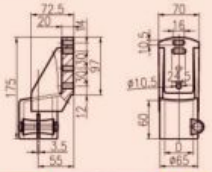

编号 Code	品名 Description	直径 D(ϕ)	重量 Wet
JC-E-SB-48.3	德式侧边锁头 Side mounting bracket	Φ48.3	0.315kg
JC-E-SB-50.9		Φ50.9	0.310kg

材质Material: 加强尼龙，不锈钢螺丝组 Nylon, screw in SS

德式侧边锁头(大) Side mounting bracket60.3

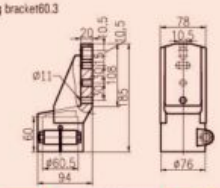

编号 Code	品名 Description	直径 D(ϕ)	重量 Wet
JC-E-SB-60.3	德式侧边锁头 Side mounting bracket	Φ60.3	0.390kg

材质Material: 加强尼龙，不锈钢螺丝组 Nylon, screw in SS

大联合三通架 48.3/50.9/60.3Unit frame support



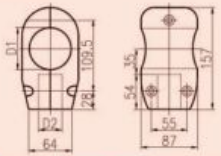

编号 Code	品名 Description	D1	D2	重量 Wet
JC-E-LH-48.3	联合三通架 Unit frame support	Φ48.3	42.4	0.487kg
JC-E-LH-50.9		Φ50.9	42.4	0.480kg
JC-E-LH-60.3		Φ60.3	42.4	0.441kg

材质Material: 加强尼龙，不锈钢螺丝组Nylon, screw in SS

小联合三通架 48.3 Small Unit frame support

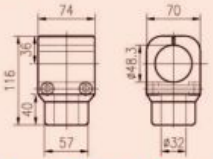

编号 Code	品名 Description	D1	D2	重量 Wet
JC-E-LH-48.3	小联合三通架 Small Unit frame support	Φ48.3	32	0.290kg

材质Material: 加强尼龙，不锈钢螺丝组Nylon, screw in SS

新型小联合三通架 50.9 Small Unit frame support



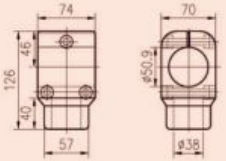

编号 Code	品名 Description	D1	D2	重量 Wet
JC-E-LH-50.9	小联合三通架 Small Unit frame support	Φ50.9	38	0.455kg

材质Material: 加强尼龙，不锈钢螺丝组Nylon, screw in SS

零配件类

支撑元件Frame Support Elements

两爪脚架 Support Bases(Bipods)

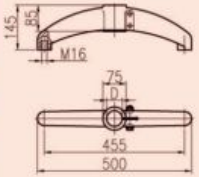

编号 Code	品名 Description	孔径 D	重量 Wet
JC-L-LZ-48.3	两爪脚架 Support Bases(Bipods)	48.3	1.075kg
JC-L-LZ-50.9		50.9	1.07kg
JC-L-LZ-60.3		60.3	1.025kg

材质Material：加强尼龙，不锈钢螺丝组Nylon, screw in SS

两爪半脚架180° Support Bases(Bipods 180° with joint)

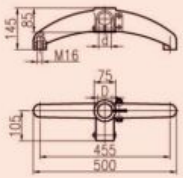

编号 Code	品名 Description	孔径 D	重量 Wet
JC-L-LZB180-48.3	180° 两爪半脚架 Support Bases (Bipods 180° with joint)	48.3	1.290kg
JC-L-LZB180-50.9		50.9	1.270kg
JC-L-LZB180-60.3		60.3	1.255kg

材质Material：加强尼龙，不锈钢螺丝组Nylon, screw in SS

三爪脚架 Support Bases(Tripods)

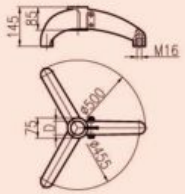

编号 Code	品名 Description	孔径 D	重量 Wet
JC-L-SZ-48.3	三爪脚架 Support Bases (Tripods)	48.3	1.395kg
JC-L-SZ-50.9		50.9	1.390kg
JC-L-SZ-60.3		60.3	1.380kg

材质Material：加强尼龙，不锈钢螺丝组Nylon, screw in SS

两爪半脚架120° Support Bases(Bipods 120° with joint)

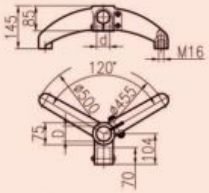

编号 Code	品名 Description	孔径 D	重量 Wet
JC-L-LZB120-48.3	120° 两爪半脚架 Support Bases (Bipods 120° with joint)	48.3	1.290kg
JC-L-LZB120-50.9		50.9	1.285kg
JC-L-LZB120-60.3		60.3	1.240kg

材质Material：加强尼龙，不锈钢螺丝组Nylon, screw in SS





护栏导条/垫轨系列Standard Side Guides and Clamps

CD/CH 型护栏导条 Standard Side Guid CD / CH



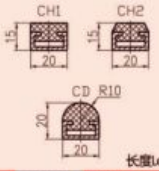

长度Length: 3M / pc

编号 Code	品名 Description	C型钢 C Standard	塑料材质/颜色 Material/ Color	重量 Wet
JC-G-CD	C+D 型护栏导条 C+D side guide	不锈钢 SUS 304	70万/ 350万 分子量超高 分子聚乙稀 绿色或白色	1.930kg
JC-G-CH1	C+H1 平边护栏导条 C+H1 flat side guide			1.795kg
JC-G-CH2	C+H2 斜边护栏导条 C+H2 inclined side guide		HDPE/UHMW-PE green or white	1.795kg

小C护栏 C Side guide

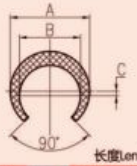

长度Length: 50M / Coils

编号 Code	品名 Description	A	B	C	塑料材质/颜色 Material/ Color	重量 Wet
JC-G-C-10	小C护栏 C side guide	14	10	0.5	黑色超高 分子聚乙稀 Black HDPE	4.025kg
JC-G-C-12		16	12	1		4.830kg

圆帽护栏 Round cap side guide



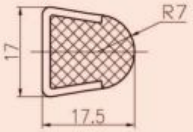

长度Length: 3M / pc

编号 Code	品名 Description	U型钢 U Standard	塑料材质/颜色 Material/Colour	重量 Wet
JC-G-019	圆帽护栏 Round cap side guide	不锈钢 SS	白色超高分子 聚乙稀100万 White HDPE 100	1.665kg

大C加铝轨护栏 Aluminum Guide +C Profiles



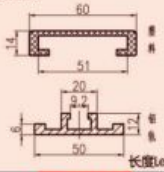

长度Length: 3M / pc

编号 Code	品名 Description	护套C Profile	塑料材质 Material	铝轨 Aluminum Guide	重量 Wet
JC-G-052-B	大C加铝轨护栏 Aluminum Guide +C Profiles	60W	70万UPE黑色 HDPE Black	50W	2.705kg
JC-G-052-G			70万UPE绿色 HDPE Green		2.700kg

T型护栏 T Chain guide wear strip

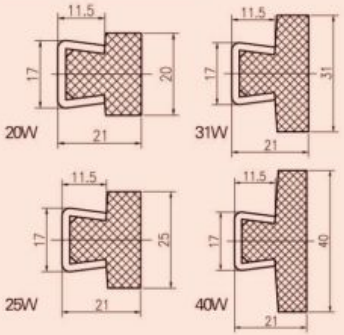

长度length：3米/支3M /pc

编号 Code	品名 Description	颜色 Colour	分子量 Material	重量 Wet
JC-G-057-W205	T型护栏20W chain guide wear strip T# 20W	白色White	350万超高分子聚乙稀 UHWM-PE	2.1kg
JC-G-058-G250		绿色Green		2.1kg
JC-G-031-W250	T型护栏25W chain guide wear strip T# 25W	白色White		2.18kg
JC-G-032-G250		绿色Green		2.18kg
JC-G-033-W250	T型护栏31W chain guide wear strip T# 31W	白色White		2.22kg
JC-G-034-G250		绿色Green		2.22kg
JC-G-059-W250	T型护栏40W chain guide wear strip T# 40W	白色White		2.3kg
JC-G-060-G250		绿色Green		2.3kg

加强型护栏 Flexa Side Guide

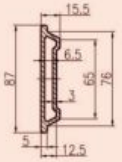

长度length：3米/支3M /pc

编号 Code	品名 Description	颜色 Colour	分子量 Material	重量 Wet
CG-G-050-P	加强型护栏 Flexa Side Guide	黑色 Black	70万超高分子聚乙稀 HDPE	1.71kg

垫片类Wear strips

垫片类 Wear strips

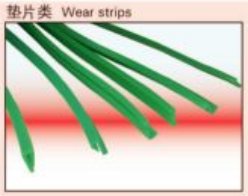

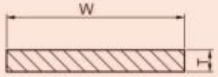

编号 Code	品名 Description	规格 Size	颜色 Colour	长度 Length	重量 Wet
JC-G-008-1-1015	平垫片 Flat wear strips	15W*10T	白色 White or 绿色 Green	3米/支 3 m/pcs	订制
JC-G-008-1-111		20W*3T		50米/卷 50m/pcs	3.030kg
JC-G-009-1-106		20W*5T			3.500kg
JC-G-011-1-124		30W*3T			4.560kg
JC-G-011-1-115		30W*11.5T		3米/支 3 m/pcs	订制
JC-G-011-1-155		30W*15.5T			订制
JC-G-012-1-110		40W*3T		50米/卷 50 m/coils	6.130kg
JC-G-012-1-118		40W*4T			7.550kg
JC-G-012-1-117		40W*6T			订制
JC-G-013-1-116		50W*3T			7.280kg
JC-G-014-1-121		60W*3T			订制
JC-G-015-1-108		70W*3T			订制
JC-G-015-1-109		70W*5T			16.300kg

材质 Material		温度 Temperature
HDPE	70万	最高90℃(耐温) Max 90℃(Be able to bear the temperature)
UHMW-PE	350万	

L型侧边导条50W×30H

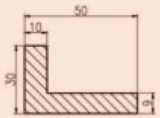

编号 Code	品名 Description	颜色 Colour	长度 Length	分子量 Material	重量 Wet
JC-G-004-L-3050	L型侧边导条 100万分子量 50W×30H	白色 White	3米/支 3 m/pcs	100万超高分子聚乙烯 100HDPE	1.92kg

Z 型垫片20W

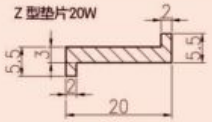

Z 型垫片23W

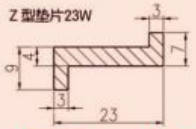

编号 Code	编号 Code	颜色 Colour	长度 Length	分子量 Material	重量 Wet
JC-G-001-Z-58	Z 型垫片20W Z sharp wear strips 20W	绿色 green	50米/卷 50m coils	70万 or350万 HDPE or UHMW-PE	3.513kg
JC-G-005-Z-49	Z 型垫片23W Z sharp wear strips 23W				5.564kg

ZK型垫片侧边带钩

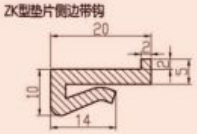

LK 型垫片20W

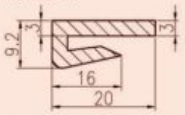

编号 Code	编号 Code	颜色 Colour	长度 Length	分子量 Material	重量 Wet
JC-G-007-ZK-98	ZK型垫片侧边带钩 ZK sharp wear strips with hook	绿色 green	50米/卷 50 m coils	70万 or350万 HDPE or UHMW-PE	5.140kg
JC-G-003-LK-44	LK 型垫片20W LK sharp wear strips 20W				5.500kg

凸宝盖垫片 45W×3T×12H

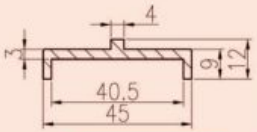

凸宝盖垫片 43W×4T×12H

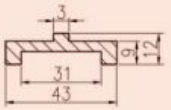

编号 Code	编号 Code	颜色 Colour	长度 Length	分子量 Material	重量 Wet
JC-G-006-n-47	凸宝盖垫片 43Wx4Tx12H T# Wear strip43Wx4Tx12H	绿色 green	3米/根 3 m/pc	70万 or350万 HDPE or UHMW-PE	0.63kg
JC-G-076-n-90	凸宝盖垫片 45Wx3Tx12H T# Wear strip 45Wx3Tx12H				0.7kg

L 型垫片20W

平宝盖垫片41W×4T

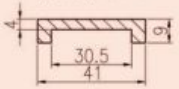

编号 Code	编号 Code	颜色 Colour	长度 Length	分子量 Material	重量 Wet
JC-G-004-L-84	L 型垫片20W L sharp wear strips 20W	绿色 green	50米/卷 50 m coils	70万 or350万 HDPE or UHMW-PE	3.175kg
JC-G-045-n-87	平宝盖垫片41W×4T Wear strip 41W*4T		3米/根 3 m/pcs		0.520kg

螺旋机专用 Wear strips for spiral conveyor

R型螺旋机摩擦条 R# Type



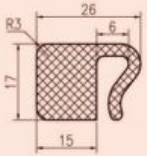

UT型螺旋机摩擦条 UT# Type



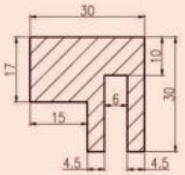

U型螺旋机摩擦条 U# Type



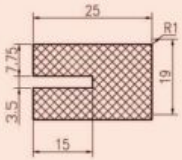

编号 Code	品名 Description	颜色 Colour	长度 Length	分子量 Material	重量 Wet
JC-G-LXJ-R70	R型螺旋机摩擦条 R# spiral-conveyor Machinery of friction	白色 White	3米/支 3 m/pcs	70万超高分子聚乙烯 HDPE	1.1kg
JC-G-LXJ-U250	U型摩擦条 U# Machinery of friction	白色 White	3米/支 3 m/pcs	350万 超高分子聚乙烯 UHWM-PE	1.19kg
JC-G-LXJ-UT350	UT型螺旋机摩擦条 UT# spiral-conveyor Machinery of friction	白色 White	4米/支 4 m/pcs		2.4kg

L型转弯机摩擦条 L# Type

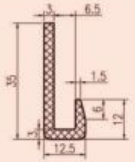

方便面导轨

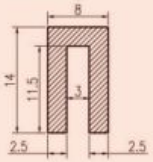

编号 Code	品名 Description	颜色 Colour	长度 Length	分子量 Material	重量 Wet
JC-G-L-ZWJ	L型转弯机摩擦条	黑色 Black	20米/卷 20 m coils	350万 超高分子聚乙烯 UHWM-PE	0.43kg
JC-G-017-U	方便面导轨	白色 White	3米/支 3 m/pcs		0.223kg

应用范例

L型垫片应用



凸宝盖垫片应用

L型垫片、小回路轮应用 平宝盖垫片、中、大回路轮应用

平镶平行垫轨应用

Z型垫片应用 凸宝盖垫片、新型双滑回路轮、回路轮缘应用

侧挡边平行垫轨应用

ZK型垫片应用 LK型垫片、D60双滑回路轮应用

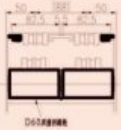

零配件类

平型垫轨系列Chain guide wear strips

平型垫轨系列(含不锈钢轨)
Chain guide wear strips(Chain guide:SS)



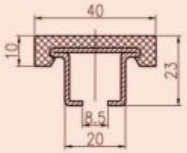

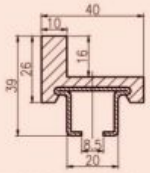

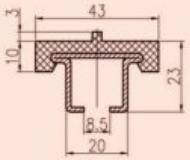

编号 Code	品名 Description	垫轨 Chain Guide	垫片 UHMW-PE	重量 Wet
JC-SP-3A	平铺平型垫轨3M/支（含不锈钢轨）	不锈钢 SS	70万分子聚乙稀 HDPE	3.05kg
JC-SP-3B	平铺平型垫轨3M/支（含不锈钢轨）	不锈钢 SS	350万超高分子聚乙稀 UHMW-PE	3.115kg
JC-SD-3A	双轨平型垫轨3M/支（含不锈钢轨）	不锈钢 SS	70万分子聚乙稀 HDPE	3.14kg
JC-SD-3B	双轨平型垫轨3M/支（含不锈钢轨）	不锈钢 SS	350万超高分子聚乙稀 UHMW-PE	3.156kg
JC-SL-SS-3	带侧挡边平行垫轨(含不锈钢轨)	不锈钢 SS	70万分子聚乙稀 HDPE	3.545kg

平型垫轨系列(含铝轨)
Chain guide wear strips(Chain guide:Aluminum)

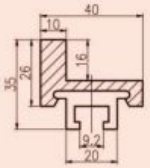

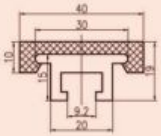

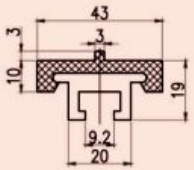

编号 Code	品名 Description	垫轨 Chain Guide	垫片 HDPE / UHMW-PE	重量 Wet
JC-SP-AL-3A	平铺平型垫轨3M/支（含铝轨）	铝合金 Aluminum	70万分子聚乙稀 HDPE	2.325kg
JC-SP-AL-3B	平铺平型垫轨3M/支（含铝轨）	铝合金 Aluminum	350万超高分子聚乙稀 UHMW-PE	2.37kg
JC-SD-AL-3A	双轨平型垫轨3M/支（含铝轨）	铝合金 Aluminum	70万分子聚乙稀 HDPE	2.484kg
JC-SD-AL-3B	双轨平型垫轨3M/支（含铝轨）	铝合金 Aluminum	350万超高分子聚乙稀 UHMW-PE	2.5kg
JC-SL-AL-3	带侧挡边平行垫轨(含铝轨)	铝合金 Aluminum	70万分子聚乙稀 HDPE	2.745kg

平型垫轨垫片系列
Chain guide wear strips



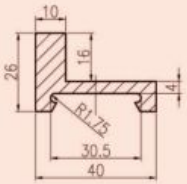

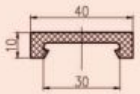

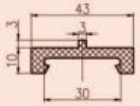

长度length：3米/支3 m/pcs

编号 Code	品名 Description	颜色 Colour	分子量 Materia	重量 Wet
CG-G-070-P-3	平行垫轨垫片 sharp wear strips	绿色 green	70万分子量 HDPE	0.6kg
CG-G-070-P-3B	平行垫轨垫片 sharp wear strips		350万超高分子量 UHMW-PE	0.65kg
CG-G-071-P-3	带侧挡边平行垫片 sharp wear strips		70万分子量 HDPE	1.045kg
CG-G-072-P-3	平行垫轨T形垫片(双轨) sharp wear strips		70万分子量 HDPE	0.62kg
CG-G-072-P-3B	平行垫轨T形垫片(双轨) sharp wear strips		350万超高分子量 UHMW-PE	0.67kg

平型垫轨配件系列 Parts for chain guide wear strips

平铺衔接头 Wear Strip Shoe

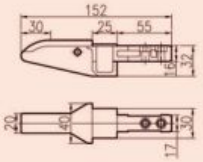

编号 Code	品名 Description	配套使用 Necessary use	重量 Wet
JC-110	平铺衔接头 Wear Strip Shoe	平铺平型垫轨 With chain guide wear strips T = 85 mm	0.06kg

材质Material: 加强尼龙,螺丝为不锈钢Nylon, bolt in SS

双轨衔接头 Double Wear Strip Shoe

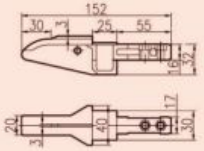

编号 Code	品名 Description	配套使用 Necessary use	重量 Wet
JC-110T	双轨衔接头 Double Wear Strip Shoe	双轨平型垫轨 With double chain guide wear strips T = 88 mm	0.065kg

材质Material: 加强尼龙,螺丝为不锈钢Nylon, bolt in SS

单固定接头 Fixing Clamp

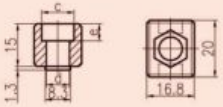

编号 Code	品名 Description	尺寸 Size	配套使用 Necessary use	重量 Wet
JC-F1M6	单固定接头M6 Fixing Clamp M6	c=10, d=6.2, e = 4.5	用于平型垫轨内,固定于机身横撑上 rapid wear strip cssembly	0.004kg
JC-F1M6+M6	单固定接头M6含螺丝 Fixing Clamp M6 with screw			0.014kg
JC-F1M8	单固定接头M8 Fixing Clamp M8	C=13, d=8.2, e = 6		0.003kg
JC-F1M8+M8	单固定接头M8含螺丝 Fixing Clamp M8 with screw			0.021kg

材质Material: 加强尼龙,螺丝为不锈钢Nylon, bolt in SS

双固定接头 Connecting Element



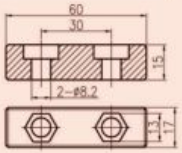

编号 Code	品名 Description	配套使用 Necessary use	重量 Wet
JC-F2M8	双固定接头 Connecting Element	用于平型垫轨相接合处 To joint with chain guide wear strips	0.007kg
JC-F2M8+M8*2	双固定接头含螺丝 Connecting Element with screw		0.045kg

材质Material: 加强尼龙,螺丝为不锈钢Nylon, bolt in SS

应用范例

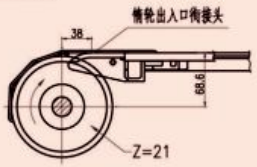

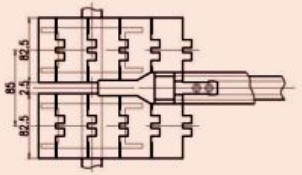

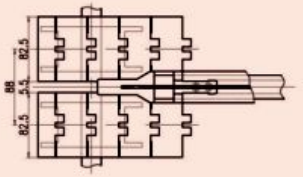

宝特瓶支撑条 Neck Guide Rails

宝特瓶直行支撑条
Straight Neck Guide Rails

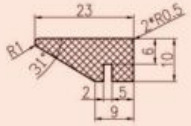

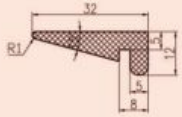

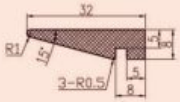

长度Length: 3M / pc

编号 Code	品名 Description	塑料材质/颜色 Material/Colour	重量 Wet
JC-G-460-39-1000-8H	宝特瓶直行支撑条 Straight Neck Guide Rail	黄绿色/1000万超高分子聚乙烯 Green UHMW-PE	0.565kg
JC-G-460-39-750-8H		浅灰色550万超高分子聚乙烯 Gray UHWM-PE 550	/
JC-G-460-39-750-12H			
JC-G-460-39-1000-10		青绿色1000万超高分子聚乙烯 Gray UHWM-PE 550	

宝特瓶转弯支撑条
Corner Neck Guide Rail

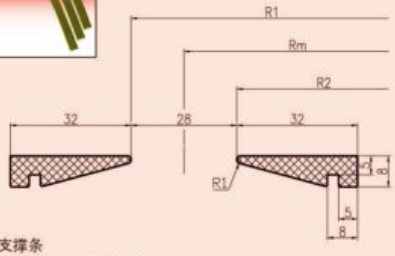

半径可依贵司订制

编号 Code	品名 Description	塑料材质/颜色 Material/Colour	中心半径 Rm	半径 R1	半径 R2
JC-G-450-ZWR500	转弯宝特瓶支撑条 Corner Neck Guide Rail	黄绿色1000万超高分子聚乙烯 Green UHMW-PEI	500	514	486
JC-G-450-ZWR750			750	764	736
JC-G-450-ZWR800			800	814	786
JC-G-450-ZWR1000			1000	1014	986

宝特瓶口支撑条
Straight/Corner Neck Guide Rail U Type



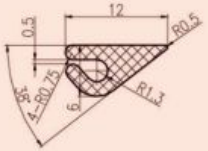

长度Length: 25M / coils

编号 Code	品名 Description	塑料材质/颜色 Material/Colour	重量 Wet
JC-G-460-U-750	宝特瓶口支撑条 Straight/Corner Neck Guide Rail U Type	浅灰色750万超高分子聚乙烯 Gray UHMW-PE 750	1.1kg

宝特瓶口支撑条
Straight/Corner Neck Guide Rail U Type



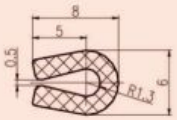

长度Length: 25M / coils

编号 Code	品名 Description	塑料材质/颜色 Material/Colour	重量 Wet
JC-G-460-U	宝特瓶口支撑条 Straight/Corner Neck Guide Rail U Type	浅灰色550万超高分子聚乙烯 Gray UHMW-PE 550	0.72kg

回路轮系列Chain return wheel

大回路轮Chain return wheel



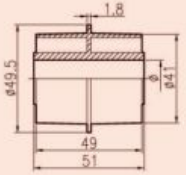

编号 Code	品名 Description	孔径 ϕ	颜色 Colour	重量 Wet
H-LA51-16	大回路轮 Chain return wheel	16	绿色 green	0.040kg
H-LA51-20		20		0.030kg

中回路轮Chain return wheel

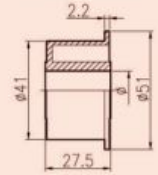

编号 Code	品名 Description	孔径 ϕ	颜色 Colour	重量 Wet
H-MA27.5-16	中回路轮 Chain return wheel	16	绿色 green	0.025kg
H-MA27.5-20		20		0.020kg

小回路轮Chain return wheel



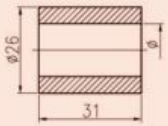

编号 Code	品名 Description	孔径 ϕ	颜色 Colour	重量 Wet
H-SA31-16	小回路轮 Chain return wheel	16	绿色 green	0.013kg
H-SA31-20		20		0.008kg

回路轮缘Guide Flange

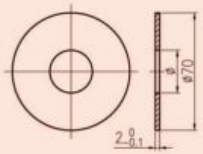

编号 Code	品名 Description	孔径 ϕ	颜色 Colour	重量 Wet
H-N70-16	回路轮缘 Guide Flange	16	绿色 green	0.012kg
H-N70-20		20		0.010kg

新型中回路轮New chain return wheel



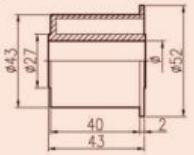

编号 Code	品名 Description	孔径 ϕ	颜色 Colour	重量 Wet
H-MB43-16	新型中回路轮 New chain return wheel	16	绿色 green	0.025kg
H-MB43-20		20		0.020kg

双排回路轮Double chain return wheel



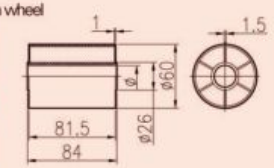

编号 Code	品名 Description	孔径 ϕ	颜色 Colour	重量 Wet
H-SB84.5-16	双排回路轮 外径=60 Double chain return wheel D=60	16	绿色/黑色 black/green	0.09kg
H-SB84.5-20		20		0.088kg

新型双排回路轮New double chain return wheel

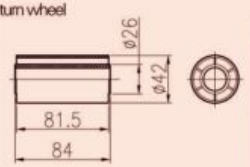

编号 Code	品名 Description	孔径 ϕ	颜色 Colour	重量 Wet
JC-H-SB84-N-16	新型双排回路轮外径D42 New double chain return wheel(D=42)	16	绿色/黑色 black/green	0.074kg
JC-H-SB84-N-20		20		0.060kg

零配件类

分道直行算盘护栏Intermediary Roller Guide For Straight Sections

分道直行算盘护栏 Intermediary Roller Guide For Straight Sections



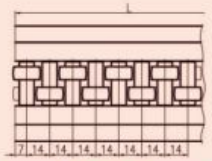

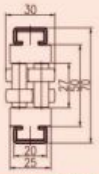

长度length：3M

编号 Code	品名 Description	重量 Wet	滚珠 Roller	轴(I) Pin	C型侧板 C-Profile	黑色护套 2 Straps	使用优点 Advantages
JC-A11-1	单排分道直行算盘护栏 1 Intermediary Roller Guide For Straight Sections	35.100kg	绿色 POM	SUS304 不锈钢	3M/PC SUS304 不锈钢 3米/支	加强尼龙 Nylon	1.使用时降低噪音,适用多排分道 2.减低产品磨擦 3.安装简便,耐用不易磨损 ● Low Noise Rollers. ● Excellent for Accumulation Areas. ● Long Life and Smooth Operation. Easy and Quick Installation.
JC-A12-1	双排分道直行算盘护栏 2 Intermediary Roller Guide For Straight Sections	51.815kg					
JC-A13-1	三排分道直行算盘护栏 3 Intermediary Roller Guide For Straight Sections	72.005kg					

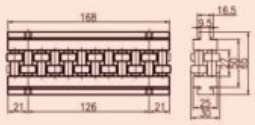

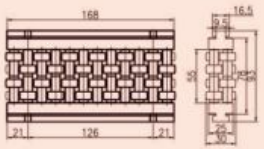

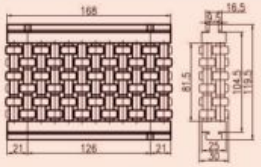

分道转弯算盘护栏Intermediary Roller Guide For Curved Sections

分道转弯算盘护栏 Intermediary Roller Guide For Curved Sections

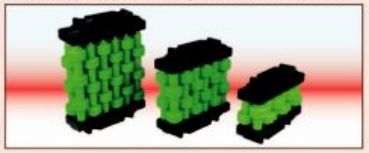

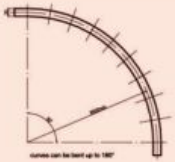

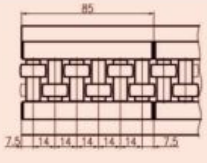

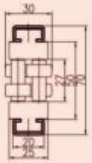

长度length：3M

编号 Code	品名 Description	重量 Wet	滚珠 Roller	轴(I) Pin	C型侧板 C-Profile	黑色护套 2 Straps	使用优点 Advantages
JC-A1C1-1	单排分道转弯算盘护栏 1 Intermediary Roller Guide For Curved Sections	35.100kg	塑钢 绿色 POM Green	SUS304 不锈钢	3M/PC SUS304 不锈钢 3米/支	加强尼龙 Nylon	1. 最大使用弯度可达180°，最小中心半径为500mm 2.使用时降低噪音,适用多排分道转弯用 3.减低产品磨擦,安装简便,耐用不易磨损 ● Minimum radius of curvature 500mm,Curves with angles of curvature up to 180° can be made. ● Low Noise Rollers. ● Excellent for Accumulation Areas. ● Long Life and Smooth Operation. Easy and Quick Installation.
JC-A1C2-1	双排分道转弯算盘护栏 2 Intermediary Roller Guide For Curved Sections	51.815kg					
JC-A1C3-1	三排分道转弯算盘护栏 3 Intermediary Roller Guide For Curved Sections	72.005kg					

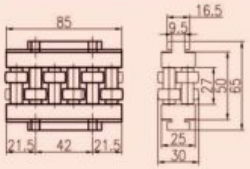

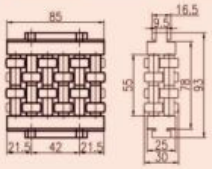

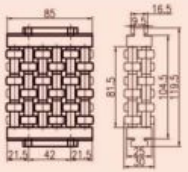

算盘系列护栏Accumulation roller guides

单排算盘护栏One Roller Design

双排算盘护栏Two Roller Design



三排算盘护栏Three Roller Design



四排算盘护栏Four Roller Design



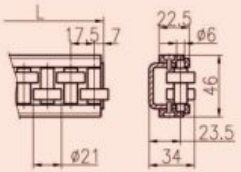

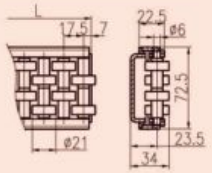

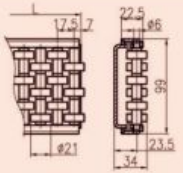

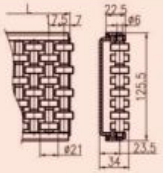

长度length：1M

编号 Code	品名 Description	重量 Wet	滚珠 Roller	轴(I) Pin	C型侧板 C-Profile	黑色护套 2 Straps	使用优点 Advantages
JC-A1-1	单排算盘护栏 1 row	2.545kg	白色POM WhitePOM	不锈钢 SUS304	不锈钢 SUS304	加强尼龙 Nylon	1.适用于高度磨擦的输送,如收缩膜包装,纸箱等. 2.减低产品磨擦,降低噪音 3.安装简便,耐用不易磨损 ● Low Noise Rollers. ● Excellent for Accumulation Areas. ● Long Life and Smooth Operation. ● Easy and Quick Installation.
JC-A2-1	双排算盘护栏 2 row	3.715kg					
JC-A3-1	三排算盘护栏 3 row	5.000kg					
JC-A4-1	四排算盘护栏 4 row	6.200kg					

算盘护栏侧板/算盘护栏夹配件Accumulation roller guides borad/Accumulation roller guides fitting

C型侧板C-Profile for Accumulation roller guides



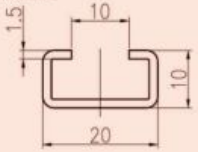

长度length：3M

编号 Code	品名 Description	配套使用 Necessary use	材质 Material	重量 Wet
JC-A-PJ-C	C型侧板 C-Profile for Accumulation roller guides	分道用算盘护栏 Intermediary Roller GuideRoller Guide	SUS304	1.415kg

分道算盘护栏夹Fixing Clamp for C-profile

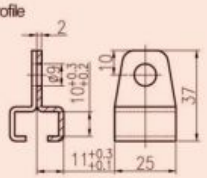

编号 Code	品名 Description	配套使用 Necessary use	材质 Material	重量 Wet
JC-A-PJ-3	分道算盘护栏夹 Fixing Clamp for C-profile	分道用算盘护栏 Intermediary Roller GuideRoller Guide	SUS304	0.036kg

水槽吊架Head of drip tray Supports

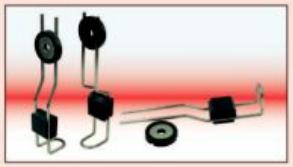

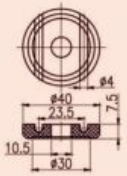

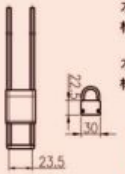

水槽吊架 Drip tray supports
材质(Material)：SUS304 Supports不锈钢吊钩
尼龙纤维 clamp in polyamide
水槽吊架头 Head of tray supports
材质(Material)：SUS304 Washer 不锈钢垫片
尼龙纤维clamp in polyamide



品名 Description	规格 Code
水槽吊架头 Drip tray supports	JC-U-252

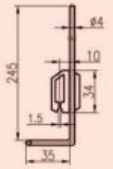

品名 Description	规格 Code	长度 Length	重量 Wet
水槽吊架 Drip tray supports	JC-U-255	245mm	0.085kg

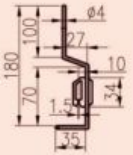

品名 Description	规格 Code	长度 Length	重量 Wet
水槽吊架 Drip tray supports	JC-U-250	180mm	0.075kg

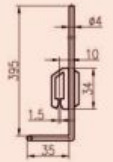

品名 Description	规格 Code	长度 Length	重量 Wet
水槽吊架 Drip tray supports	JC-U-256	395mm	0.11kg

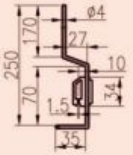

品名 Description	规格 Code	长度 Length	重量 Wet
水槽吊架 Drip tray supports	JC-U-253	250mm	0.090kg

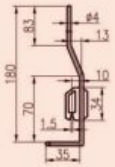

品名 Description	规格 Code	长度 Length	重量 Wet
水槽吊架 Drip tray supports	JC-U-257	180mm	0.075kg

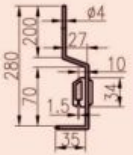

品名 Description	规格 Code	长度 Length	重量 Wet
水槽吊架 Drip tray supports	JC-U-254	280mm	0.095kg

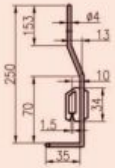

品名 Description	规格 Code	长度 Length	重量 Wet
水槽吊架 Drip tray supports	JC-U-258	250mm	0.090kg

品名 Description	规格 Code	长度 Length	重量 Wet
水槽吊架 Drip tray supports	JC-U-251	220mm	0.088kg

塑料轴承座Flanged bearing support with plastic cover

塑料轴承座 Flanged bearing support with plastic cover

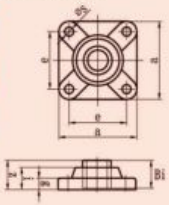

编号 Code	品名 Description	轴承型号 Type	Φ	a	e	g	i	s	Bi
JC-X-205S	四孔塑料轴承座 Four holes Flanged bearing support with plastic cover	UCF205	25	95	70	14.3	28.5	11	34
JC-X-206S		UCF206	30	107	83	14.3	31.5	11	38.1
JC-X-207S		UCF207	35	118	92	15.5	34.5	13	42.9
JC-X-208S		UCF208	40	130	102	17	36.5	14	49.2

钣件支架Side Brackets In Stainless steel

L型钣件支架 L shape SS Brackets



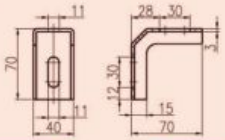

编号 Code	品名 Description	尺寸 Size	重量 Wet
JC-J-L1-A	L 型钣件支架 L shape SS Brackets	70*70*40	0.149kg

L型钣件支架 L shape SS Brackets

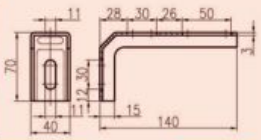

编号 Code	品名 Description	尺寸 Size	重量 Wet
JC-J-L2-A	L型钣件支架 L shape SS Brackets	140*70*40	0.230kg

带钩L型钣件支架 L shape with hook SS Brackets

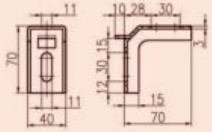

编号 Code	品名 Description	尺寸 Size	重量 Wet
JC-J-L1-B	带钩L型钣件支架 L shape with hook SS Brackets	70*70*40	0.150kg

带钩L型钣件支架 L shape with hook SS Brackets

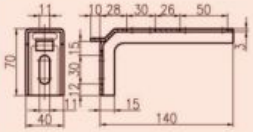

编号 Code	品名 Description	尺寸 Size	重量 Wet
JC-J-L2-B	带钩L型钣件支架 L shape with hook SS Brackets	140*70*40	0.233kg

钣件支架组 SS Brackets Group



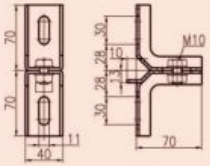

编号 Code	品名 Description	尺寸 Size	重量 Wet
JC-J-L1-C	钣件支架组 SS Brackets Group	上 70*70*40 下 70*70*40 Up 70*70*40 Down 70*70*40	0.300kg

钣件支架组 SS Brackets Group

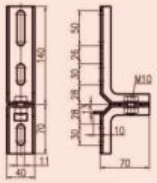

编号 Code	品名 Description	尺寸 Size	重量 Wet
JC-J-L1-D	钣件支架组 SS Brackets Group	上 140*70*40 下70*70*40 Up 140*70*40 Down 70*70*40	0.380kg

钣件支架调整组 SS Brackets Articulated Group

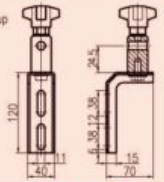

编号 Code	品名 Description	尺寸 Size	配件 Necessary	重量 Wet
JC-J-L1-T	钣件支架调整组 SS Brackets Articulated Group	70*120*40	附铜调整头 With Copper heads	0.460kg

※此系列产品材质为不锈钢304.3T
※All of product made in SUS304,3T

L型钣件支架 L shape SS Brackets

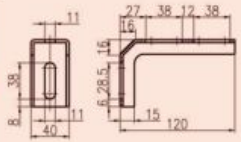

编号 Code	品名 Description	尺寸 Size	重量 Wet
JC-J-L1	L型钣件支架 L shape SS Brackets	120*70*40	0.203kg

零配件类

顶 板 链 类

TOP Chain

顶板链
TOP Chain

820系列 塑钢直线输送链板
820 series acetal straight top chain

CABAX®

820系列 塑钢直线输送链板
820 series acetal straight top chain

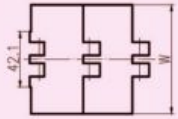

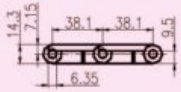

●温度：-40~90℃ Temperature: -40~90℃
●颜色：棕色 Colour: brown
●最大输送长度为12米。The longest distance=12M
●材质：塑钢低摩擦 Material：Acetal with lower coefficient of friction
●最大负载拉力：2250N/500lbf，Max tense 2250N/500lbf

※主要适合应用在各种食品，饮料，保特瓶，铝罐，以及各类容器之输送。
※Apply for all kinds of food industry, such as, beverage, bottle, can and the other case.
※最高速度： 90米 润滑剂。
60米 干燥性。
※Max speed: 90M lubricant,
60M dryness
※轴心：SUS 304。 Pin SUS304
※包装：10 英尺=3.048米/盒 80片/盒， 1米≈26片
※Packing: 10 feet=3.048M/box ; 80pcs/box 1M≈26pcs

规格编号 Code	宽度 Width mm	宽度 Width inch	重量 Weight Kg/m	重量 Weight bs/ft	背面弯曲半径 Back curved radius mm	背面弯曲半径 Back curved radius inch
820-K325	82.6	3 1/4	0.85	0.57	75	3
820-K350	88.9	3 1/2	0.89	0.60		
820-K400	101.6	4	0.95	0.64		
820-K450	114.3	4 1/2	1.03	0.69		
820-K600	152.4	6	1.25	0.84		
820-K750	190.5	7 1/2	1.47	0.99		

821系列 加强型塑钢直线输送链板821 series acetal straight top chain

821系列 加强型塑钢直线输送链板
821 series acetal straight top chain



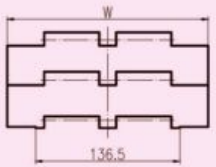

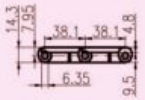

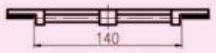

●温度：-40~90℃ Temperature: -40~90℃
●颜色：棕色 Colour: brown
●最大输送长度为12米。The longest distance=12M
●材质：塑钢低摩擦 Material：Acetal with lower coefficient of friction
●最大负载拉力：3000N/675lbf，Max tense 3000N/675lbf

※主要适合应用在各种食品，饮料，保特瓶，铝罐，以及各类容器之输送。
※Apply for all kinds of food industry, such as, beverage, bottle, can and the other case.
※最高速度： 90米 润滑剂。
60米 干燥性。
※Max speed: 90M lubricant
60M dryness
※轴心： SUS 304。 Pin SUS304
※包装： 10 英尺=3.048米/盒； 1米≈26片 80片/盒
※Packing: 10 feet=3.048M/box ; 1M≈26pcs 80pcs/box

规格编号 Code	宽度 Width mm	宽度 Width inch	重量 Weight Kg/m	重量 Weight bs/ft	背面弯曲半径 Back curved radius mm	背面弯曲半径 Back curved radius inch
821-K750	190.5	7 1/2	2.59	1.47	75	3
821-K1000	254.0	10	3.08	2.07		
821-K1200	304.8	12	3.35	2.25		

812系列钢制直线输送链板
812 series SS/SC straight top chain

812不锈钢制直线输送链板
812 series SS/SC straight top chain

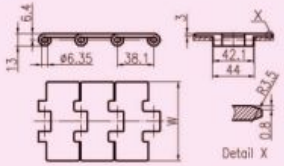

最大负载拉力 Max tense		
链板 Top chain	N	lbf
812SS	2250	500
812SC	2250	500

	E	G	H	L	P	Q	T
mm	6.35	44.5	9.5	6.4	38.1	42.1	3
inch	1/4	1 3/4	3/8	1/4	1 1/2	1 21/32	1/8

规格 Code	温度 Temperature	最高速度（干性） Max speed (dryness)	最高速度 (润滑剂) Max speed (lubricant)	材质 Material
812SS	-70~430℃	45	60	不锈钢 SUS304
812SC	-70~430℃	45	60	不锈铁 2Cr13

主要适合应用在各种玻璃瓶，以及重负载之金属类输送带。
apply for all kinds of bottle and heavy load such as metal
812 系列最适合于啤酒制造业。
812 series favoured in beer industry
建议使用润滑剂suggestion: lubricant
轴心： SUS 304 pin: SUS 304
包装： 10 英尺=3.048米/盒 1米≈26片
Packing: 10 feet=3.048M/box 1M≈26pcs
最大负载拉力：2250N/500lbf
Max tense 2250N/500lbf
最大输送长度为15米
The longest distance=15M

规格编号 Code		宽度 Width		重量 weight		背面弯曲半径 Back R		链片间隙PD Gap depth	
不锈钢SS	不锈铁SC	mm	inch	Kg/m	lbs/ft	mm	inch	mm	inch
812SS-K325	812SC-K325	82.6	3.25	2.6	1.75	150	6	1.8	1/16
812SS-K350	812SC-K350	88.9	3.5	2.7	1.81	150	6	1.8	1/16
812SS-K400	812SC-K400	101.6	4	3.2	2.15	150	6	1.8	1/16
812SS-K450	812SC-K450	114.3	4.5	3.5	2.35	150	6	1.8	1/16
812SS-K600	812SC-K600	152.4	6	4.4	2.96	150	6	1.8	1/16
812SS-K750	812SC-K750	190.5	7.5	5.3	3.56	150	6	1.8	1/16

802 系列钢制直线加强型输送链板
802 series SS/SC reinforce straight top chain

802 系列直线加强型输送链板
802 series SS/SC reinforce straight top chain

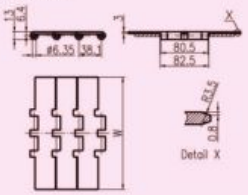

最大负载拉力 Max tense		
链板 Top chain	N	lbf
802SS	3500	790
802SC	3500	790

	E	G	H	L	P	Q	T
mm	6.35	82.5	9.5	6.4	38.1	79.4	3
inch	1/4	3 1/4	3/8	1/4	1 1/2	3 1/8	1/8

主要适合应用在各种玻璃瓶以及重负载长距离之金属类输送带。
apply for all kinds of bottle and heavy load such as metal
802 系列最适合于啤酒制造业。
802 series favoured in beer industry
建议使用润滑剂。suggestion: lubricant
轴心： SUS 304 pin: SUS 304
包装： 10 英尺=3.048米/盒 1米≈26片
Packing: 10 feet=3.048M/box 1M≈26pcs
最大负载拉力： 3500N/790lbf
Max tense 3500N/790lbf
最大输送长度为15米。
The longest distance=15M

规格 Code	温度 Temperature	最高速度（干性） Max speed (dryness)	最高速度 (润滑剂) Max speed (lubricant)	材质 Material
802SS	-70~430℃	45	60	不锈钢 SUS304
802SC	-70~430℃	45	60	不锈铁 2Cr13

规格编号 Code	宽度 Width		重量 Weight		背面弯曲半径 Back R		链片间隙PD Gap depth	
	mm	inch	Kg/m	lbs/ft	mm	inch	mm	inch
802SS-K750	190.5	7 1/2	5.8	3.9	150	6	1.8	1/6
802SC-K750	190.5	7 1/2	5.8	3.9	150	6	1.8	1/6

880系列 塑钢转弯输送链板
880 series acetal curved top chain

880型—燕尾八字型转弯链板
880 series cruved top chain

880M型—转弯链板无翼型
880M series cruved top chain

880 TAB型—有翼导向转弯链板
880 series cruved top chain with TAB

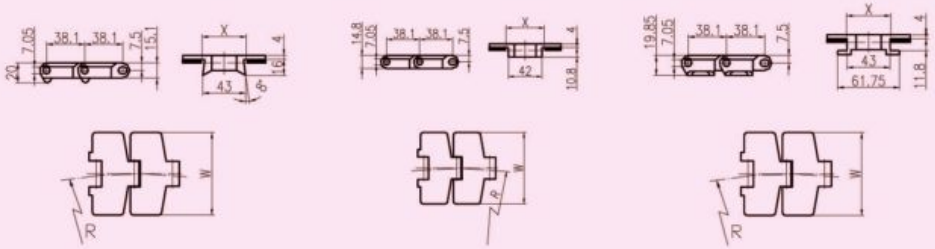

主要适合应用在各种食品，饮料，保特瓶，铝罐，以及各类容器之输送。
Apply for all kinds of food industry, such as, beverage, bottle, can and the other case.
可与820直线输送带搭配使用，厚度为4mm。
Use with 820 series straight top chain, thickness=4mm
最高速度： 90米 润滑剂。
60米 干燥性。
Max speed: 90M lubricant
60M dryness

轴心： SUS304
包装： 10 英尺=3.048米/盒
Packing: 10 feet=3.048M/box
温度： -40~90℃
颜色： 棕色
最大负载拉力： 2250牛顿/500lbf
Max tense 2250N/500lbf
最大输送长度为9米
The longest distance=9M

Pin: SUS304
1米≈26片 80片/盒
1M≈26pcs 80pcs/box
Temperature: -40~90℃
Colour: brown

规格 Code	温度 Temperature	颜色 Colour	材质 Material
880	-40~90℃	棕色 Brown	塑钢低摩擦 Acetal with lower coefficient of friction
880M			
880TAB			

最大负载拉力 Max tense		
链板 Top chain	N	lbf
880	2250	500
880M	2250	500
880TAB	2250	500

规格编号 Code	宽度 Width		重量 Weight	颜色 Colour	背面弯曲半径 Back R		转弯半径R Curve R		X		材质 Material	温度 Temperature
	mm	inch	Kg/m		mm	inch	mm	inch	直行 liner	转弯 Curve		
880-K325	82.6	3 1/4	0.89	棕色 Brown	75	3	457	18	44.5	41.4	塑钢低摩擦 Acetal with lower coefficient of friction	-40° ~90°
880-K450	114.3	4 1/2	1.04				610	24				
880M-K325	82.5	3 1/4	0.92				457	18	46	44.2		
880TAB-K325	82.6	3 1/4	0.98				457	18				
880TAB-K450	114.3	4 1/2	1.12				610	24				

顶板链类

882TAB 系列加强型有导向翼塑钢转弯输送链条
882TAB series acetal curved top chain

882TAB—有翼导向转弯链条
882TAB-series cruved top chain with TAB

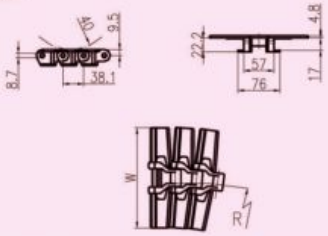

最大负载拉力 Max tense		
链板 Top chain	N	lbf
882TAB	4000	900

主要适合应用在各种食品，饮料，保特瓶，铝罐，以及各类容器之输送。
Apply for all kinds of food industry, such as, beverage, bottle, can and the other case.
可与821直线输送带搭配使用，厚度为5mm。
Use with 821 series straight top chain, thickness=5mm
最高速度：90米 润滑剂。 Max speed: 90M lubricant
60米 干燥性。 60M dryness

轴 心：SUS304
包 装：10 英尺=3.048米/盒；
Packing: 10 feet=3.048M/box；
温 度：-40~90℃
颜 色：棕色
最大负载拉力：4000牛顿/900lbf
最大输送长度为12米

Pin: SUS304
1米≈26片
1M≈26pcs
Temperature: -40~90℃
Colour: brown
Max tense: 4000N/900lbf
The longest distance=12M

规格编号 Code	宽度 Width		重量 Weight	颜色 Colour	背面弯曲半径 Back R		转弯半径R Curve R		X 直行 liner	X 转弯 Curve	材质 Material	温度 Temperature
	mm	inch	Kg/m		mm	inch	mm	inch				
882TAB-K750	190.5	7 1/2	2.34	棕色 brown	75	3	610	24	62	58	塑钢低摩擦 Acetal with lower coefficient of friction	-40° ~90°
882TAB-K1000	254	10	2.66		75	3	610	24				
882TAB-K1200	304.8	12	2.89		75	3	610	24				

881系列 无翼型不锈钢转弯输送链板
881 series non-wing SS curved top chain

881系列 燕尾八字型不锈钢转弯输送链板
881 series non-wing SS curved top chain

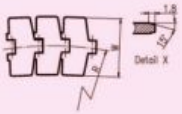

最大负载拉力 Max tense		
链板 Top chain	N	lbf
881SS(304)	2250	500

	E	G(转弯) G(Curve)	G(直行) G(liner)	H	L	P	Q	T
mm	6.4	41.3	44.5	11.9	6.4	38.1	43.0	3
inch	1/4	1 5/8	1 3/4	15/32	1/4	1 1/2	1 11/16	1/8

主要适合应用在各种玻璃瓶，以及重负载之金属类输送带。
apply for all kinds of bottle and heavy load such as metal
881SS 系列最适合于啤酒制造业。
881SS series favoured in beer industry
建议使用润滑剂suggestion: lubricant
轴心：SUS 304 pin: SUS 304
包装：10 英尺=3.048米/盒 1米≈26片
Packing: 10 feet=3.048M/box 1M≈26pcs
最大输送长度为12米
The longest distance=12M

规格 Code	温度 Temperature	最高速度（干性） Max speed (dryness)	最高速度 (润滑剂) Max speed (lubricant)	材质 Material
881SS	-70~430℃	45	60	不锈钢 SUS304

规格编号 Code	宽度 Width		重量 Weight		背面弯曲半径 Back R		链片间隙PD Gap depth	
	mm	inch	Kg/m	lbs/ft	mm	inch	mm	inch
881SS-K325	82.6	3 1/4	3.0	2.02	75	3	457	18
881SS-K450	114.3	4 1/2	3.7	2.49	75	3	610	24
881SS-K750	190.5	7 1/2	5.5	3.70x	75	3	610	24

881SC 系列 无翼型不锈铁转弯链板
881series flex top chain without TAB in SC

881SC 系列 无翼型不锈铁转弯链板
881series flex top chain without TAB in SC

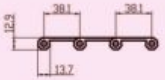

最大负载拉力 Max tense		
链板 Top chain	N	lbf
881SC	2250	500

温度 Temperature	最高速度M Max speed M	材质 Material
-70~430℃	45米 45M	不锈铁 2Cr13

主要适合应用在各种玻璃瓶，以及重负载之金属类输送带。
apply for all kinds of bottle and heavy load such as metal
881SC 系列最适合于啤酒制造业，配合磁性弯座使用。
881SC series favoured in beer industry, Use with
建议使用润滑剂suggestion: lubricant
轴心：2Cr13，最大输送长度为15米
pin: 2Cr13 ,The longest distance=15M
包装：10 英尺=3.048米/盒； 1米≈26片
Packing: 10 feet=3.048M/box； 1M≈26pcs

链条规格 Code	宽度 Width		重量 Weight		背面弯曲半径 Back R		转弯半径R Curve R	
	mm	inch	Kg/m	Lbs/ft	mm	inch	mm	inch
881SC-K325	82.6	3.25	2.4	1.61	75	3	457	18
881SC-K450	114.3	4.5	3.2	2.14	75	3	610	24
881SC-K750	190.5	7.5	4.9	3.28	75	3	610	24

881TAB 系列 有翼型不锈钢转弯输送链板
881TAB series wing SS curved top chain

881TAB 系列 有翼型不锈钢转弯输送链板
881 series wing SS curved top chain



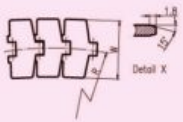

最大负载拉力 Max tense		
链板 Top chain	N	lbf
881SS(304)	2250	500

	E	G(转弯) G(Curve)	G(直行) G(liner)	H	J	K	L	P	Q	T
mm	6.4	44.5	46.0	116.3	56.2	12.7	6.4	38.1	43.0	3
inch	1/4	1 3/4	1 13/16	41/64	2 7/32	1/2	1/4	1 1/2	1 11/16	1/8

主要适合应用在各种玻璃瓶，以及重负载之金属类输送带。
apply for all kinds of bottle and heavy load such as metal
881SSTAB 系列最适合于啤酒制造业。
881SSTAB series favoured in beer industry
可选用弯座或转盘来转弯输送
Corner Tracks or turning disks to the choice of curved transportation
建议使用润滑剂suggestion: lubricant
轴心：SUS 304 pin: SUS 304
包装：10 英尺=3.048米/盒 1米≈26片
Packing: 10 feet=3.048M/box 1M≈26pcs
最大输送长度为12米
The longest distance=12M

规格 Code	温度 Temperature	最高速度（干性） Max speed (dryness)	最高速度 (润滑剂) Max speed (lubricant)	材质 Material
881SS	-70~430℃	45	60	不锈钢 Sus304

规格编号 Code	宽度 Width		重量 Weight		背面弯曲半径 Back R		链片间隙PD Gap depth	
	mm	inch	Kg/m	lbs/ft	mm	inch	mm	inch
881SSTAB-K325	82.6	3 1/4	3.2	2.15	75	3	457	18
881SSTAB-K450	114.3	4 1/2	3.9	2.62	75	3	610	24
881SSTAB-K750	190.5	7 1/2	5.7	3.83	75	3	610	24

1873 系列 扣链式转弯输送链板
1873 Series Top chains

1873系列 扣链式转弯输送链板
1873 Series Top chains

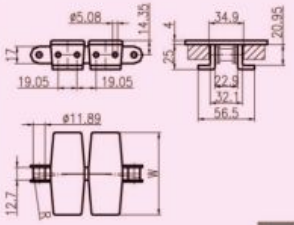

主要适合应用在各种转弯输送之食品工业上。
Apply in all kinds of curved transportation in food industry.
底链区分为不锈钢与碳钢两种材质。
Chain material: mild steel & stainless steel
最高速度： 90米一润滑剂 60米一干燥性。
Max speed: 90M lubricant 60M dryness
最大输送长度：碳钢30米， 不锈钢24米
The longest distance:30meters in mild steel or 24 meters in S/S

	E	G转弯 G(Curve)	H	J	K	L	P	Q	T	V
mm	5.1	34.9	25.0	54.4	21.0	14.3	19.1	31.8	4.0	29.0
inch	13/64	1 3/8	63/64	2 9/64	53/64	9/16	3/4	1 1/4	5/32	1 9/64

规格 Code	温度 Temperature	颜色 Colour	材质 Material
1873	-40~90℃	棕色 Brown	塑钢低摩擦 Acetal with lower coefficient of friction

链条规格底链链条材质 Code/material 碳钢/不锈钢 mild steel/ stainless steel		宽度 Width		重量 Weight		背面弯曲半径 Back R		转弯半径R Curve R	
		mm	inch	Kg/m	inch	mm	inch	mm	inch
1873- K325	1873SS-K325	82.6	3 1/4	2.10	1.41	150	6	356	14
1873- K450	1873SS-K450	114.3	4 1/2	2.26	1.52	150	6	356	14
1873- K600	1873SS-K600	152.4	6	2.41	1.62	150	6	457	18
1873-K750	1873SS-K750	190.5	7 1/2	2.56	1.72	150	6	457	18
1873-K1000	1873SS-K1000	254.0	10	2.78	1.87	150	6	457	18
1873-K1200	1873SS-K1200	304.8	12	3.01	2.02	150	6	457	18
1873-K1600	1873SS-K1600	406.4	16	3.53	2.36	150	6	650	25

配套链条6分侧弯链（3/4” chain）Used with 3/4” base chain

底链 Chain		最大负载拉力 Max tense		单位 Unit
材质 Material	编号 Code	N	lbf	3/4” chain
碳钢 mild steel	1873-DL	4000	900	每条3.048米 3.048M/PCS
不锈钢 stainless steel	1873-DL-12A	2000	450	

1873配套齿轮为标准6分（3/4”）齿轮 1873 series Sprocket（3/4”）

1873配套齿轮为标准6分(3/4”)齿轮
1873用齿盘厚度B=11.6mm L=40mm，齿数可选配21齿~31齿（21，23，25，27，29，31）

1873D 系列D型夹瓶罐输送链板
1873 series top chain with D shape rubber

1873D 系列D型夹瓶罐输送链板
1873 series top chain with D shape rubber

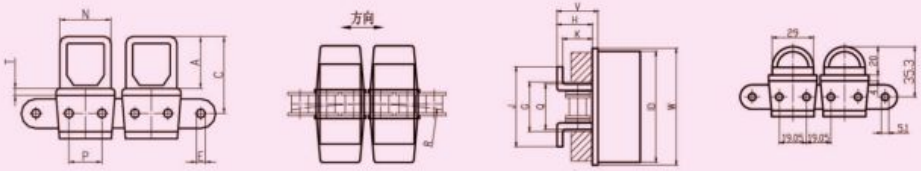

规格 Code	温度 Temperature	D管颜色 Colour	材质 Material
1873D	-40~90℃	黑色 绿色 Black Green	塑钢低摩擦和橡胶 Acetal with lower coefficient of friction and rubber

主要适合应用在各种夹瓶及夹罐爬升之输送。
Apply in clip bottle and lift transportation
底链区分为不锈钢与碳钢两种材质。Chain material: mild steel & stainless steel
最高速度： 90米一润滑剂。
60米一干燥性。
Max speed: 90M lubricant
60M dryness

底链 Chain		最大负载拉力 Max tense		单位 Unit
材质 Material	编号 Code	N	lbf	3/4” chain
碳钢 mild steel	1873-DL	4000	900	每条3.048米 3.048M/PCS
不锈钢 stainless steel	1873-DL-12A	2000	450	

	E	G直行 liner	G转弯 Curve	H	J	K	L	N	P	Q	T	V
mm	5.1	33.3	34.9	24.9	54.4	20.6	10.3	29.6	19.1	31.8	5.0	30.0
inch	13/64	1 5/16	1 3/8	63/64	2 9/64	13/16	13/62	1 11/64	3/4	1 1/4	25/128	1 3/16

链条规格底链链条材质 Code/material 碳钢/不锈钢 mild steel/ stainless steel		宽度 Width		重量 Weight		背面弯曲半径 Back R		转弯半径R Curve R		A 黑	A 绿	C		ID	
		mm	inch	Kg/m	lbs/ft	mm	inch	mm	inch	mm	mm	mm	inch	mm	inch
1873-D-K325	1873SS-D-K325	82.6	3 1/4	2.9	1.95	150	6	356	14	30	20	45.3	1.78	78.5	3.09
1873-D-K600	1873SS-D-K600	152.4	6	4.1	2.76	150	6	457	18	30	20	45.3	1.78	150.0	5.91
1873-D-K750	1873SS-D-K750	190.5	7 1/2	4.5	3.03	150	6	457	18	30	20	45.3	1.78	190.0	7.48

顶板链类

1873系列 扣链式转弯输送链板特殊型螺旋机专用
1873T-HF/SC，1833LT Series Top Chain For Spiral Conveyor

主要应用在各种转弯顶板输送机上，可做螺旋运行，适合各种行业。
Apply in all kinds of top chain conveyor,spiral turning for all industries.
底链区分为不锈钢与碳钢两种材质。
Chain material: mild steel & stainless steel
最高速度：60米　　Max speed: 60M
最大输送长度：碳钢30米，　不锈钢24米
The longest distance:30meters in mild steel or 24 meters in S/S
最大负载承重每米20公斤
Max loading per meters:20KG

底链 Chain		最大负载拉力 Max tense		单位 Unit
材质 Material	编号 Code	N	lbf	3/4" chain
碳钢 mild steel	1873-DL	4000	900	每条3.048米 3.048M/PCS
不锈钢 stainless steel	1873TSS-DL-12A	2000	450	

爬坡防滑型
1873T-HF



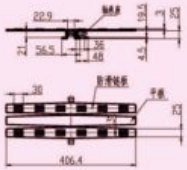

规格 Code	温度 Temperature	颜色 Colour	材质 Material
1873T-HF	-40~90℃	棕色Brown	塑钢低摩擦 Acetal with lower coefficient of friction

链板规格 Code	链条材质 Chain Material	宽度 Width		最小转弯半径 R Min Curve R
1873T-HF-K1600	碳钢底链 mild steel chain	406mm	16inch	650mm以上
1873TSS-HF-K1600	不锈钢底链 stainless steel chain	406mm	16inch	650mm以上

宽板小缝隙型
1873T-SC

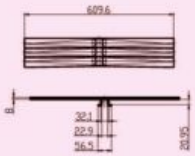

规格 Code	温度 Temperature	颜色 Colour	材质 Material
1873T-SC	-40~90℃	白色/棕色 White/Brown	塑钢低摩擦 Acetal with lower coefficient of friction

链板规格 Code	链条材质 Chain Material	宽度 Width		最小转弯半径 R Min Curve R
1873T-SC-K2400	碳钢底链 mild steel chain	609.6mm	24inch	800mm以上
1873TSS-SC-K2400	不锈钢底链 stainless steel chain	609.6mm	24inch	800mm以上

螺旋小缝隙型
1833LT

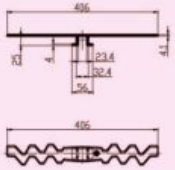

规格 Code	温度 Temperature	颜色 Colour	材质 Material
1833LT-SC	-40~90℃	白色/棕色 White/Brown	塑钢低摩擦 Acetal with lower coefficient of friction

链板规格 Code	链条材质 Chain Material	宽度 Width		最小转弯半径 R Min Curve R
1833LT-K1600	碳钢底链 mild steel chain	406mm	16inch	650mm以上
1833LTSS- K1600	不锈钢底链 stainless steel chain	406mm	16inch	650mm以上

826 型小转弯链条
826 series cruved top chain

826-型小转弯链板
826-series cruved top chain

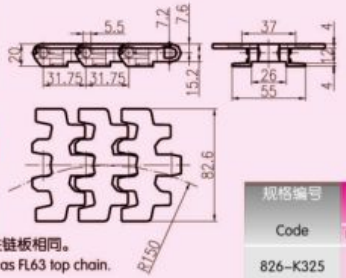

材质materia：塑钢低摩擦
Acetal with lower coefficient of friction
温度temperature：-40° ~90°

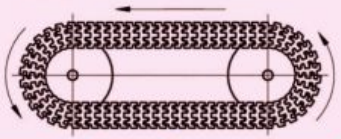

适用于水平循环输送，与FL63柔性链板相同。
Apply in circular transport as same as FL63 top chain.

规格编号 Code	宽度 Width		重量 Weight	颜色 Colour	转弯半径R Curve R		X	
	mm	inch	Kg/m		mm	inch	直行 liner	转弯 Curve
826-K325	82.6	3 1/4	0.90	绿色 Green	150	5.9	37	/

FL63型小转弯半径柔性链板
FL63 Series small radius top chain

FL63型小转弯半径柔性链板
FL63 Series small radius top chain

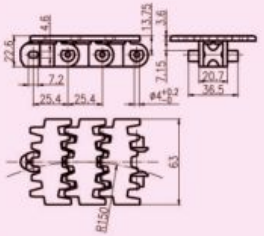

工厂生产线、装配线、测试线、自动化输送系统适用行业:
Production line,assembly line,test line,automatic transport line
- 食品、饮料、烟酒工业。food,beverage,wine
- 轴承、汽机车及机械零件加工业。
- bearing,autocar and mechnical parts processing
- 化妆品、清洁用品、卫生纸工业。
- cosmetic,clean,bumf
- 电子零件及产品工业。electronical

包装：10英尺=3.048米/盒，120片/盒
Packing :10feet=3.048m/box, 120pcs/box

链板宽63mm,输送物重量150KG,
Chain width =63mm,Max weight on conveyor =150kg
最长输送距离40米,
Max long distance =40m
每分钟输送速度3.5m-50m/min
Speed =3.5m-50m/min

链板规格 Code	品名 Description	链条材质 Chain Material	宽度 Width		转弯半径 R Curve R
FL-63	柔性链板63W	POM	63mm	2.48"	150mm

FTM-1050型转弯链条
FTM-1050 series cruved top chain

FTM-1050型转弯链条
FTM-1050 series cruved top chain

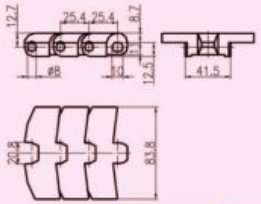

免润滑链板，适用在多排转单排上应用。
Un-lubricated top chain ,apply in multi-line exchange to single.
工作负载Max Working load：1650N
材质materia：塑钢低摩擦
Acetal with lower coefficient of friction
温度temperature：-40°~90°
包装：10英尺=3.048米/盒，120片/盒
Packing :10feet=3.048m/box, 120pcs/box

规格编号 Code	宽度 Width		重量 Weight	颜色 Colour	背面弯曲半径 Back R		转弯半径R Curve R		X	
	mm	inch	Kg/m		mm	inch	mm	inch	直行 liner	转弯 Curve
FTM-1050	83.8	3.30	1.68	蓝色 Blue	130	5.11	500	19.68	44	44

TOS/TOSP系列 月牙型水平转弯输送链板
TOS/TOSP SS & Plastic top chain

TOS 月牙型不锈钢转弯链板

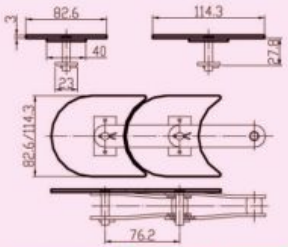

主要应用在水平转弯输送机，所占空间较小，间隙小，广泛应用于制药、食品、餐饮行业。
Apply in curved conveyor,small pitch and save space for medicine,food and FNB industry.
TOSP系列链板为不锈钢
TOSP series top chain with stainless steel
最高速度：40米
Max speed：40M

链板规格 Code	品名 Description	链条材质 Chain Material	宽度 Width		最小转弯半径 R Min Curve R
TOS S-M114.3	不锈钢月牙型转弯链板114.3	不锈钢底链 stainless steel chain	114.3mm	4.5inch	500mm以上
TOS S-M82.6	不锈钢月牙型转弯链板82.6	不锈钢底链 stainless steel chain	82.6mm	3.25inch	400mm以上

TOSP 月牙型塑料转弯输送链板

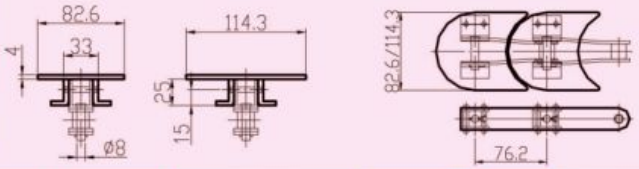

链板规格 Code	品名 Description	链条材质 Chain Material	宽度 Width		最小转弯半径 R Min Curve R
TOSP-M114.3-SS	塑料月牙型转弯链板114.3 plastic cresent top chain for 14.3	不锈钢底链 stainless steel chain	114.3mm	4.5inch	500mm以上
TOSP-M82.6-SS	塑料月牙型转弯链板82.6 plastic cresent top chain for 82.6	不锈钢底链 stainless steel chain	82.6mm	3.25inch	400mm以上

40P，60P 塑料链条
40P，60P Plastic Chain

40P，60P 塑料链条
40P，60P Plastic Chain



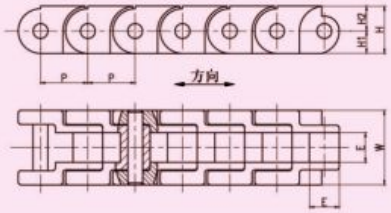

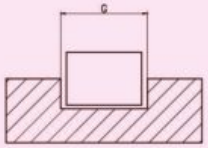

链条颜色：白色
Chain colour:white
橡胶材质：POM
Materia:POM
轴心材质：不锈钢
PIN Materia:SS
最高耐温：90℃
Max temperature: 90℃

规格编号 Code	P	E Min	W Min	G	H	H1	H2	工作载荷
	mm	mm	mm	mm	mm	mm	mm	Max
40P	12.7	7.95	20	23	12.7	6	6.7	45
60P	19.05	12.7	30	33	17.3	8.5	8.8	90

1700/1701/1701TAB 龙骨链及配套链轮
1700/1701/1701TAB chains in thermoplastic resin

1700平边型
1700 flat

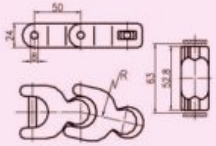

1701斜度燕尾型
1701 bevel edge

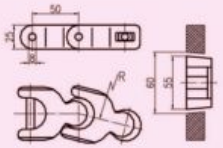

1701TAB带翼型
1701TAB with tab

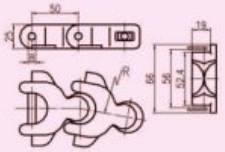

・主要适合应用在铝箔包装盒
Apply to aluminium foil package mainly
・乳业塑胶瓶及塑料箱的长距离输送
Milk job plastic cement bottle and plastic box long distance transportation

链条最小转弯半径150mm
The chain minimum makes turn radius 150 mm
最高速度：90米一润滑剂，45米一干燥
Max speed: 90M lubricant, 45M dryness
包装：1米≈20节,Packing: 1M≈20PCS

转弯半径 Curve R	工作载荷 Chain Strength	背面弯曲半径（反向） Back R(Opposite direction)
mm	N	mm
150	3300	50

编号 Code	品名 Description	温度 Temperature	材质 Material	宽度mm Width(mm)	节距mm Pitch(mm)	颜色 Colour
1700	万向龙骨链	-40~90℃	塑钢 低摩擦	52.8	50	白色或绿色 white or green
1701	万向燕尾型龙骨链（斜度5）			55		
1701TAB	万向带翼型龙骨链			52.4		

通用龙骨链链轮
Sprocket for 1700/1701/1701TAB chains

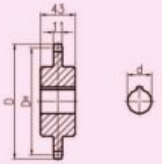

编号 Code	品名 Description	材质 Material	外径Dmm Outside diameter	节圆直径DHmm Pitch circle diameter	轴孔径 ϕ Axis aperture
1-1701-10	通用龙骨链链轮10T(有键槽)	乳白色尼龙 Nylon white	165	161.8	25.30.35.40
1-1701-10-W	通用龙骨链链轮10T(无键槽)				
1-1701-12	通用龙骨链链轮12T(有键槽)		196	193.2	25.30.35.40
1-1701-12-W	通用龙骨链链轮12T(无键槽)				
1-1701-14	通用龙骨链链轮14T(有键槽)		227	224.7	25.30.35.40
1-1701-14-W	通用龙骨链链轮14T(无键槽)				

顶板链类

820 系列 主动轮与被动轮820 series drive sprockets / idle wheels

主动轮注塑分离式
Separate drive sprockets

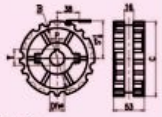

New

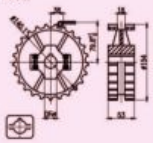

主动轮分离式 Separative drive sprockets

规格编号 Code	齿数Z Teeth Z	B (mm)	C (mm)	S (mm)	DF	T	P	重量Wet Kg/pc	分离式 Separate
2-820-19-25-Z	19	104.2	117.0	61.9	25	28.3	8	0.335kg	尼龙材质 免拆轴心 更换、安装容易 Nylon, Quickly Replaceable Excellent Wear
2-820-19-30-Z					30	33.3	8	0.299kg	
2-820-19-35-Z					35	38.3	10	0.307kg	
2-820-21-25-Z	21	116.1	129	67.8	25	28.3	8	0.491kg	
2-820-21-30-Z					30	33.3	8	0.467kg	
2-820-21-35-Z					35	38.3	10	0.446kg	
2-820-21-40-Z					40	43.3	12	0.436kg	
2-820-23-25-Z	23	128.1	142	73.8	25	28.3	8	0.507kg	
2-820-23-30-Z					30	33.3	8	0.515kg	
2-820-23-35-Z					35	38.3	10	0.509kg	
2-820-23-40-Z					40	43.3	12	0.502kg	
2-820-25-25-Z	25	140.1	154	79.8	25	28.3	8	0.651kg	
2-820-25-30-Z					30	33.3	8	0.639kg	
2-820-25-35-Z					35	38.3	10	0.628kg	
2-820-25-40-Z					40	43.3	12	0.616kg	

被动轮注塑分离式
Separate idle wheels

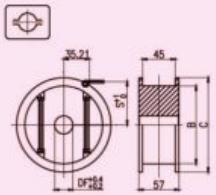

被动轮分离式 Separative idle wheels

规格编号 Code	齿数Z Teeth Z	B (mm)	C (mm)	S (mm)	DF	重量Wet Kg/pc	分离式 Separate
4-820-21-25-Z	21	85	129	67.8	25	0.491kg	尼龙材质 免拆轴心 更换、安装容易 Nylon, Quickly Replaceable Excellent Wear
4-820-21-30-Z					30	0.467kg	
4-820-21-35-Z					35	0.446kg	
4-820-21-40-Z					40	0.436kg	
4-820-25-25-Z	25	85	155	79.8	25	0.651kg	
4-820-25-30-Z					30	0.639kg	
4-820-25-35-Z					35	0.628kg	
4-820-25-40-Z					40	0.616kg	

材质: 尼龙 Material: Nylon
螺丝: SUS304不锈钢 Screw: SUS304
分离式:免拆轴心易于安装,更换 Separate: quickly replaceable, axial locking on the shaft
颜色: 分离式-黑色, Colour: black in separate,

主动轮一体式国产机加
Drive sprocket machined

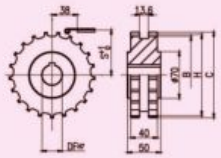

颜色: 一体式-白色
Colour: white in aggregative

一体式 Aggregative drive sprocket machined

规格编号 Code	齿数Z Teeth Z	B (mm)	C (mm)	H (mm)	S (mm)	DF (mm)	重量Wet Kg/pc
3-820-21-25-G	21	116.1	129	129.26	67.8	25	/
3-820-21-30-G						30	0.5kg
3-820-21-35-G						35	/
3-820-21-40-G						40	/
3-820-25-25-G	25	140.1	154	153.2	79.8	25	/
3-820-25-30-G						30	/
3-820-25-35-G						35	/
3-820-25-40-G						40	/

812系列 主动轮与被动轮series drive sprockets & idle wheels

主动轮注塑分离式 Separate drive sprockets

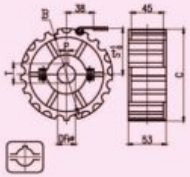

分离式主动轮 Separatate drive sprockets

规格编号 Code	齿数Z Teeth Z	B (mm)	C (mm)	S (mm)	DF	T	P	重量Wet Kg/pc	分离式 Separate
2-812-19-25-Z	19	104.2	117.0	61.9	25	28.3	8	0.355kg	尼龙材质 免拆轴心 更换、安装容易 Nylon, Quickly Replaceable Excellent Wear
2-812-19-30-Z					30	33.3	8	0.320kg	
2-812-19-35-Z					35	38.3	10	0.327kg	
2-812-21-25-Z	21	116.1	129	67.8	25	28.3	8	0.491kg	
2-812-21-30-Z					30	33.3	8	0.467kg	
2-812-21-35-Z					35	38.3	10	0.446kg	
2-812-21-40-Z					40	43.3	12	0.436kg	
2-812-23-25-Z	23	128.1	142	73.8	25	28.3	8	0.579kg	
2-812-23-30-Z					30	33.3	8	0.574kg	
2-812-23-35-Z					35	38.3	10	0.569kg	
2-812-23-40-Z					40	43.3	12	0.563kg	
2-812-25-25-Z	25	140.1	154	79.8	25	28.3	8	0.651kg	
2-812-25-30-Z					30	33.3	8	0.64kg	
2-812-25-35-Z					35	38.3	10	0.628kg	
2-812-25-40-Z					40	43.3	12	0.62kg	

被动轮注塑分离式
Separate idle wheels

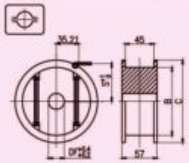

分离式被动轮 Separatate idle wheels

规格编号 Code	齿数Z Teeth Z	B(mm)	C(mm)	S(mm)	DF	重量Wet Kg/pc	分离式 Separate
4-812-21-25-Z	21	116.1	129	67.8	25	0.491kg	尼龙材质 免拆轴心 更换、安装容易 Nylon, Quickly Replaceable Excellent Wear
4-812-21-30-Z					30	0.467kg	
4-812-21-35-Z					35	0.446kg	
4-812-21-40-Z					40	0.436kg	
4-812-25-25-Z	25	140.1	155	79.8	25	0.651kg	
4-812-25-30-Z					30	0.640kg	
4-812-25-35-Z					35	0.628kg	
4-812-25-40-Z					40	0.220kg	

材质: 尼龙 Material: Nylon
螺丝: SUS304不锈钢 Screw: SUS304
分离式:免拆轴心易于安装,更换
Separate: quickly replaceable, axial locking on the shaft
颜色: 分离式-黑色, Colour: black in separate,

主动轮一体式机加
Drive sprocket machined

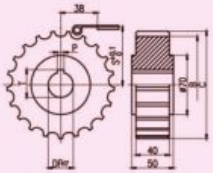

一体式主动轮 Drive sprocket machined

规格编号 Code	齿数Z Teeth Z	B (mm)	C (mm)	S (mm)	DF (mm)	T	P	重量Wet Kg/pc
3-812-21-25-G	21	116.1	129	67.8	25	28.3	8	0.71
3-812-21-30-G					30	33.3	8	0.705
3-812-21-35-G					35	38.3	10	0.7
3-812-21-40-G					40	43.3	12	0.695
3-812-25-25-G	25	140.1	154	79.8	25	28.3	8	1.02
3-812-25-30-G					30	33.3	8	1.015
3-812-25-35-G					35	38.3	10	1.01
3-812-25-40-G					40	43.3	12	1.005

颜色: 一体式-白色 Colour: white in aggrregative 材质:尼龙 Material: Nylon

821/802 系列 主动轮和被动轮
821/802series drive sprockets / idle wheels

主动轮注塑进口
Drive sorockets



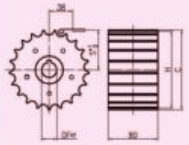

一体式主动轮 Aggregative drive sprockets

规格编号 Code	齿数Z Teeth Z	C (mm)	H (mm)	S (mm)	DF (mm)	重量Wet Kg/pc
3-821/802-21-25	21	129	129.26	67.8	25	/
3-821/802-21-30					30	/
3-821/802-21-35					35	/
3-821/802-21-40					40	/
3-821/802-25-25	25	154	153.21	79.8	25	0.99kg
3-821/802-25-30					30	0.985kg
3-821/802-25-35					35	0.980kg
3-821/802-25-40					40	0.98kg

被动轮注塑进口
Idle wheels



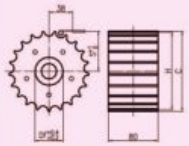

尼龙材质(黑色)Nylon(Black)

一体式被动轮 Aggregative idle wheels

规格编号 Code	齿数Z Teeth Z	C (mm)	H (mm)	S (mm)	DF (mm)	重量Wet Kg/pc
5-821/802-21-25	21	129	129.26	67.8	25	
5-821/802-21-30					30	
5-821/802-21-35					35	
5-821/802-21-40					40	
5-821/802-25-25	25	154	153.21	79.8	25	1.015kg
5-821/802-25-30					30	1.010kg
5-821/802-25-35					35	1.005kg
5-821/802-25-40					40	1.000kg

主动轮机加国产
Drive sorockets machined

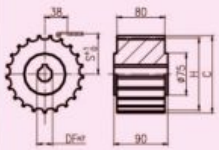

一体式主动轮 Aggregative drive sprockets machined

规格编号 Code	齿数Z Teeth Z	C (mm)	H (mm)	S (mm)	DF (mm)	重量Wet Kg/pc
3-821/802-21-25-G	21	129	129.26	67.8	25	1.325kg
3-821/802-21-30-G					30	1.320kg
3-821/802-21-35-G					35	1.315kg
3-821/802-21-40-G					40	1.310kg
3-821/802-25-25-G	25	154	153.21	79.8	25	1.835kg
3-821/802-25-30-G					30	1.830kg
3-821/802-25-35-G					35	1.825kg
3-821/802-25-40-G					40	1.820kg

被动轮机加国产
Idle wheels machined

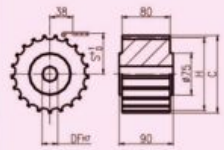

尼龙材质(乳白色) Nylon (white)

一体式被动轮 Aggregative idle wheels machined

规格编号 Code	齿数Z Teeth Z	C (mm)	H (mm)	S (mm)	DF (mm)	重量Wet Kg/pc
5-821/802-21-25-G	21	129	129.26	67.8	25	1.336kg
5-821/802-21-30-G					30	1.331kg
5-821/802-21-35-G					35	1.326kg
5-821/802-21-40-G					40	1.321kg
5-821/802-25-25-G	25	154	153.21	79.8	25	1.836kg
5-821/802-25-30-G					30	1.831kg
5-821/802-25-35-G					35	1.826kg
5-821/802-25-40-G					40	1.821kg

880/880TAB系列 主动轮与被动轮
880/880TAB series drive / idle wheels

主/被动轮分离式国产
Drive / idle wheels separate

被动轮无键槽

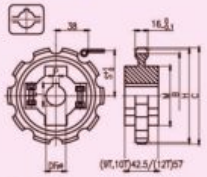

材质: 尼龙 Material: Nylon
螺丝: SUS304不锈钢 Screw: SUS304
分离式:免拆轴心易于安装,更换
Separate: quickly replaceable, axial locking on the shaft
880 与 880TAB通用 General in 880 and 880TAB
颜色: 分离式-黑色,
Colour: black in separate,

主/被动轮一体式国产机加
Drive/idle wheels aggregative machined



被动轮无键槽

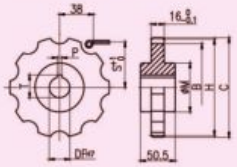

材质: 尼龙 Material: Nylon
880 与 880TAB通用 General in 880 and 880TAB
颜色: 一体式-白色
Colour: white in aggregative

分离式主动轮 Separate drive sprockets

规格编号 Code	齿数Z Teeth Z	C (mm)	H (mm)	B (mm)	M (mm)	S (mm)	DF	T	P	重量Wet Kg/pc
2-880-9-25-Z	9	110	111.4	95	65	59.3	25	28.3	8	0.225
2-880-9-30-Z							30	33.3	8	0.220
2-880-9-35-Z							35	38.3	10	0.215
2-880-10-25-Z	10	122	123.3	107	75	65.25	25	28.3	8	0.281
2-880-10-30-Z							30	33.3	8	0.276
2-880-10-35-Z							35	38.3	10	0.271
2-880-10-40-Z							40	43.3	12	0.262
2-880-12-25-Z	12	147.3	147.2	131	69	77.2	25	28.3	8	0.399
2-880-12-30-Z							30	33.3	8	0.373
2-880-12-35-Z							35	38.3	10	0.362
2-880-12-40-Z							40	43.3	12	0.350

分离式被动轮 Separate idle wheels

规格编号 Code	齿数Z Teeth Z	C (mm)	H (mm)	B (mm)	M (mm)	S (mm)	DF	重量Wet Kg/pc
4-880-9-25-Z	9	110	111.4	95	65	59.3	25	0.230
4-880-9-30-Z							30	0.225
4-880-9-35-Z							35	0.220
4-880-10-25-Z	10	122	123.3	107	75	65.25	25	0.281
4-880-10-30-Z							30	0.276
4-880-10-35-Z							35	0.271
4-880-10-40-Z							40	0.262
4-880-12-25-Z	12	147.3	147.2	131	69	77.2	25	0.399
4-880-12-30-Z							30	0.373
4-880-12-35-Z							35	0.35
4-880-12-40-Z							40	0.32

一体式主动轮 Aggregative drive sprockets machined

规格编号 Code	齿数Z Teeth Z	C (mm)	H (mm)	B (mm)	M (mm)	S (mm)	DF	T	P	重量Wet Kg/pc
3-880-9-25-G	9	110	111.4	95	75	59.3	25	28.3	8	0.570
3-880-9-30-G							30	33.3	8	0.565
3-880-9-35-G							35	38.3	10	0.560
3-880-10-25-G	10	122	123.3	107	85	65.25	25	28.3	8	0.670
3-880-10-30-G							30	33.3	8	0.665
3-880-10-35-G							35	38.3	10	0.660
3-880-10-40-G							40	43.3	12	0.655
3-880-12-25-G	12	147.3	147.2	131	95	77.2	25	28.3	8	0.950
3-880-12-30-G							30	33.3	8	0.945
3-880-12-35-G							35	38.3	10	0.945
3-880-12-40-G							40	43.3	12	0.935

一体式被动轮 Aggregative idle wheels machined

规格编号 Code	齿数Z Teeth Z	C (mm)	H (mm)	B (mm)	M (mm)	S (mm)	DF	重量Wet Kg/pc
5-880-9-25-G	9	110	111.4	95	75	59.3	25	0.571
5-880-9-30-G							30	0.566
5-880-9-35-G							35	0.561
5-880-10-25-G	10	122	123.3	107	85	65.25	25	0.671
5-880-10-30-G							30	0.666
5-880-10-35-G							35	0.661
5-880-10-40-G							40	0.656
5-880-12-25-G	12	147.3	147.2	131	95	77.2	25	0.951
5-880-12-30-G							30	0.946
5-880-12-35-G							35	0.941
5-880-12-40-G							40	0.936

881/881TAB系列主动轮与被动轮
881/881TAB series drive sprockets & idle wheels

881/881TAB主动轮(分离式)注塑
Separative drive sprockets

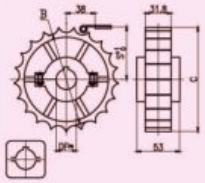

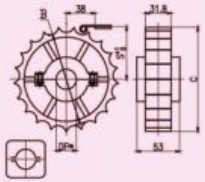

材质: 尼龙
Material: Nylon
螺丝: SUS304不锈钢
Screw: SUS304
分离式-免拆轴心易于安装,更换
Separate: quickly replaceable, axial locking on the shaft
881 与 881TAB通用
General in 881 and 881TAB
颜色: 分离式-黑色. Colour: black in separate.

分离式主动轮 Separative drive sprockets

规格编号 Code	齿数Z Teeth Z	B (mm)	C (mm)	S (mm)	DF	重量Wet Kg/pc	分离式 Separate
2-881-21-25-Z	21	116.1	129	67.8	25	0.367kg	尼龙材质: 黑色 螺丝: 不锈钢 Nylon,Black Bolt:SS
2-881-21-30-Z					30	0.362kg	
2-881-21-35-Z					35	0.357kg	
2-881-21-40-Z					40	0.351kg	
2-881-25-25-Z	25	140.1	154	79.8	25	0.440kg	
2-881-25-30-Z					30	0.435kg	
2-881-25-35-Z					35	0.430kg	
2-881-25-40-Z					40	0.423kg	

分离式被动轮 Separative idle wheels

规格编号 Code	齿数Z Teeth Z	B (mm)	C (mm)	S (mm)	DF	重量Wet Kg/pc	分离式 Separate
4-881-21-25-Z	21	116.1	129	67.8	25	0.367kg	尼龙材质: 黑色 螺丝: 不锈钢 Nylon,Black Bolt:SS
4-881-21-30-Z					30	0.363kg	
4-881-21-35-Z					35	0.358kg	
4-881-21-40-Z					40	0.352kg	
4-881-25-25-Z	25	140.1	154	79.8	25	0.465kg	
4-881-25-30-Z					30	0.450kg	
4-881-25-35-Z					35	0.435kg	
4-881-25-40-Z					40	0.420kg	

881/881TAB主动轮(机加)
Drive sprocket machinde



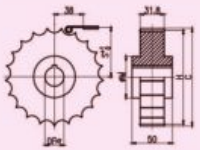

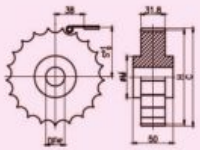

材质: 尼龙
Material: Nylon
螺丝: SUS304不锈钢
Screw: SUS304
881 与 881TAB通用
General in 881 and 881TAB
颜色: 一体式-白色
Colour: white in unite

一体式主动轮 Drive sprocket machinde

规格编号 Code	齿数Z Teeth Z	C (mm)	H (mm)	M (mm)	S (mm)	DF (mm)	重量Wet Kg/pc	一体式 Aggregative
3-881-19-25-G	19	117	117.34	70	61.9	25	0.60Kg	尼龙材质 乳白色 Nylon,White
3-881-19-30-G						30	0.595Kg	
3-881-19-35-G						35	0.59Kg	
3-881-21-25-G	21	129	129.26	75	67.8	25	0.73Kg	
3-881-21-30-G						30	0.72Kg	
3-881-21-35-G						35	0.72Kg	
3-881-21-40-G						40	0.71Kg	
3-881-25-25-G	25	154	153.21	90	79.8	25	1.02Kg	
3-881-25-30-G						30	1.02Kg	
3-881-25-35-G						35	1.01Kg	
3-881-25-40-G						40	1.01Kg	

一体式被动轮 Idle wheels machinde

规格编号 Code	齿数Z Teeth Z	C (mm)	H (mm)	M (mm)	S (mm)	DF (mm)	重量Wet Kg/pc	一体式 Aggregative
5-881-19-25-G	19	117	117.34	70	61.9	25	0.60Kg	尼龙材质 乳白色 Nylon,White
5-881-19-30-G						30	0.60Kg	
5-881-19-35-G						35	0.59Kg	
5-881-21-25-G	21	129	129.26	75	67.8	25	0.73Kg	
5-881-21-30-G						30	0.72Kg	
5-881-21-35-G						35	0.72Kg	
5-881-21-40-G						40	0.71Kg	
5-881-25-25-G	25	154	153.21	90	79.8	25	1.02Kg	
5-881-25-30-G						30	1.02Kg	
5-881-25-35-G						35	1.01Kg	
5-881-25-40-G						40	1.01Kg	

通用惰轮系列一体式适用于812/820/880/881
Aggregative idle wheels for 812/820/880/881

通用惰轮一体式注塑
Aggregative idle wheels



通用惰轮一体式注塑 Aggregative idle wheels

规格编号 Code	齿数Z Teeth Z	B(mm)	C(mm)	S(mm)	DF	重量Wet Kg/pc	一体式 Aggregative
5-Z-19-25-Z	19	85	118	62.6	25	0.245kg	材质: 尼龙 颜色: 黑色 Nylon,Black
5-Z-19-30-Z					30	0.235kg	
5-Z-19-35-Z					35	0.235kg	
5-Z-21-25-Z	21	85	128	68.6	25	0.223kg	
5-Z-21-30-Z					30	0.218kg	
5-Z-21-35-Z					35	0.213kg	
5-Z-21-40-Z					40	0.208kg	
5-Z-23-25-Z	23	85	143	74.6	25	0.27kg	
5-Z-23-30-Z					30	0.265kg	
5-Z-23-35-Z					35	0.26kg	
5-Z-23-40-Z					40	0.255kg	
5-Z-25-25-Z	25	85	155	80.5	25	0.262kg	
5-Z-25-30-Z					30	0.261kg	
5-Z-25-35-Z					35	0.26kg	
5-Z-25-40-Z					40	0.259kg	

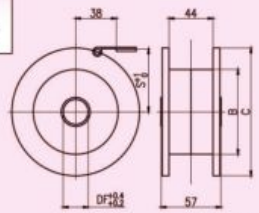

21，25T

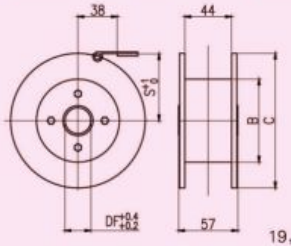

19，23T

通用惰轮一体式机加
Aggregative idle wheels machined

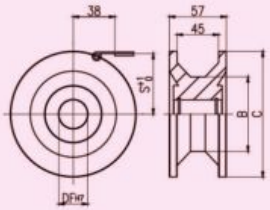

通用惰轮一体式机加 Aggregative idle wheels machined

规格编号 Code	齿数Z Teeth Z	B(mm)	C(mm)	S(mm)	DF	重量Wet Kg/pc	一体式 Aggregative
5-Z-19-25-G	19	85	118	62.6	25	0.59kg	材质: 尼龙 颜色: 乳白色 Nylon,White
5-Z-19-30-G					30	0.585kg	
5-Z-19-35-G					35	0.58kg	
5-Z-21-25-G	21	85	128	68.6	25	0.72kg	
5-Z-21-30-G					30	0.715kg	
5-Z-21-35-G					35	0.71kg	
5-Z-21-40-G					40	0.7kg	
5-Z-23-25-G	23	85	143	74.6	25	0.9kg	
5-Z-23-30-G					30	0.895kg	
5-Z-23-35-G					35	0.89kg	
5-Z-23-40-G					40	0.885kg	
5-Z-25-25-G	25	85	155	80.5	25	1.055kg	
5-Z-25-30-G					30	1.05kg	
5-Z-25-35-G					35	1.045kg	
5-Z-25-40-G					40	1.04kg	

顶板链类

通用惰轮适用880TAB系列
Idle wheels for 880TAB series

一体式注塑
Aggiegative idle wheels

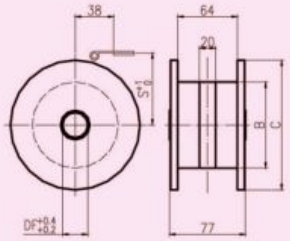

材质: 尼龙 Material: Nylon
螺丝: SUS304不锈钢 Screw: SUS304
Separate: quickly replaceable, axial locking on the shaft. Black(write reserve)
一体式-黑色注塑 (Colour= Black)

规格编号 Code	齿数Z Teeth Z	B (mm)	C (mm)	S (mm)	DF	重量Wet Kg/pc
5-880T-10-25-Z	21	85	129	68.6	25	0.271kg
5-880T-10-30-Z					30	0.267kg
5-880T-10-35-Z					35	0.263kg
5-880T-10-40-Z					40	0.217kg
5-880T-12-25-Z	25	85	155.0	80.5	25	0.317kg
5-880T-12-30-Z					30	0.312kg
5-880T-12-35-Z					35	0.308kg
5-880T-12-40-Z					40	0.303kg

通用惰轮适用881TAB系列
Idle wheels for 881TAB series

一体式注塑
Aggiegative idle wheels

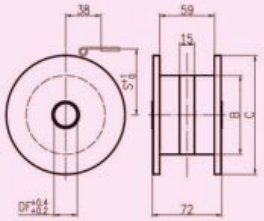

材质: 尼龙 Material: Nylon
螺丝: SUS304不锈钢 Screw: SUS304
Separate: quickly replaceable, axial locking on the shaft. Black(write reserve)
一体式-黑色注塑 (Colour= Black)

规格编号 Code	齿数Z Teeth Z	B (mm)	C (mm)	S (mm)	DF	重量Wet Kg/pc
5-881T-10-25-Z	21	85	129	68.6	25	0.26kg
5-881T-10-30-Z					30	0.255kg
5-881T-10-35-Z					35	0.251kg
5-881T-10-40-Z					40	0.246kg
5-881T-12-25-Z	25	85	155.0	80.5	25	0.30kg
5-881T-12-30-Z					30	0.299kg
5-881T-12-35-Z					35	0.298kg
5-881T-12-40-Z					40	0.297kg

882TAB系列 主动轮与被动轮
882TAB series drive sprockets / idle wheels

主/被动轮分离式国产注塑
Drive sprockets/Idle wheels separative

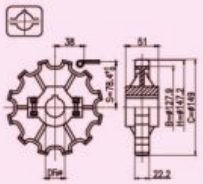

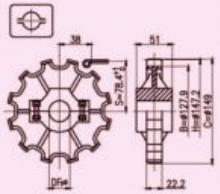

被动轮无键槽

- ●材质: 尼龙 Material: Nylon
- ●螺丝: SUS304不锈钢 Screw: SUS304
- ●分离式:免拆轴心易于安装,更换
- ●Separate: quickly replaceable, axial locking on the shaft
- ●882 与 882TAB通用 General in 882 and 882TAB
- ●颜色: 分离式-黑色, 一体式-白色
- ●Colour: black in separate, white in unite

分离式主动轮 Separate dirve sprockets

规格编号 Code	齿数Z Teeth Z	C(mm)	H(mm)	B(mm)	S(mm)	DF	重量Wet Kg/pc
2-882T-12-25-Z	12	149.0	147.2	127.9	78.4	25	0.405kg
2-882T-12-30-Z						30	0.400kg
2-882T-12-35-Z						35	0.395kg
2-882T-12-40-Z						40	0.390kg

分离式被动轮 Separate idle wheels

规格编号 Code	齿数Z Teeth Z	C(mm)	H(mm)	B(mm)	S(mm)	DF	重量Wet Kg/pc
4-882T-12-25-Z	12	149.0	147.2	127.9	78.4	25	0.410kg
4-882T-12-30-Z						30	0.405kg
4-882T-12-35-Z						35	0.400kg
4-882T-12-40-Z						40	0.395kg

主/被动轮一体式国产机加
Drive sprockets machined

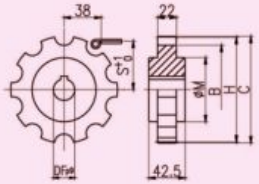

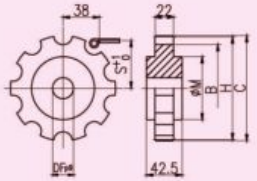

被动轮无键槽

一体式 Aggregative drive sprockets machined

规格编号 Code	齿数Z Teeth Z	C(mm)	H(mm)	B(mm)	M(mm)	S(mm)	DF	重量Wet Kg/pc
3-882T-9-25-G	9	112.0	111.4	92.1	60	60.5	25	0.45kg
3-882T-9-30-G							30	0.445kg
3-882T-9-35-G							35	0.44kg
3-882T-10-25-G	10	125.0	123.2	104.0	75	66.4	25	0.57kg
3-882T-10-30-G							30	0.565kg
3-882T-10-35-G							35	0.56kg
3-882T-10-40-G							40	0.555kg
3-882T-11-25-G	11	137.0	135.2	116.0	85	72.4	25	0.675kg
3-882T-11-30-G							30	0.67kg
3-882T-11-35-G							35	0.665kg
3-882T-11-40-G							40	0.66kg
3-882T-12-25-G	12	149.0	147.2	127.9	90	78.4	25	0.80kg
3-882T-12-30-G							30	0.795kg
3-882T-12-35-G							35	0.79kg
3-882T-12-40-G							40	0.785kg

一体式 Aggregative idle wheels machined

规格编号 Code	齿数Z Teeth Z	C(mm)	H(mm)	B(mm)	M(mm)	S(mm)	DF	重量Wet Kg/pc
5-882T-9-25-G	9	112.0	111.4	92.1	60	60.5	25	0.45kg
5-882T-9-30-G							30	0.445kg
5-882T-9-35-G							35	0.44kg
5-882T-10-25-G	10	125.0	123.2	104.0	75	66.4	25	0.57kg
5-882T-10-30-G							30	0.565kg
5-882T-10-35-G							35	0.56kg
5-882T-10-40-G							40	0.555kg
5-882T-11-25-G	11	137.0	135.2	116.0	85	72.4	25	0.675kg
5-882T-11-30-G							30	0.67kg
5-882T-11-35-G							35	0.665kg
5-882T-11-40-G							40	0.66kg
5-882T-12-25-G	12	149.0	147.2	127.9	90	78.4	25	0.80kg
5-882T-12-30-G							30	0.795kg
5-882T-12-35-G							35	0.79kg
5-882T-12-40-G							40	0.785kg

FTM1050系列 主动轮和被动轮
FTM1050series drive sprockets / idle wheels

FTM1050系列 主动轮和被动轮
FTM1050 series drive sprockets / idle wheels

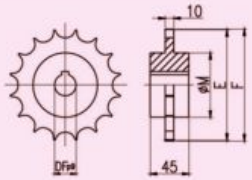

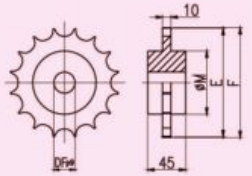

一体式机加主动轮 Aggregative drive sprockets machined

规格编号 Code	齿数 Z Teeth Z	DF (mm)	E (mm)	F (mm)	M (mm)	重量Wet Kg/pc
3-1050-16-25-G	16	25	130.2	130.9	75	0.45
3-1050-16-30-G	16	30	130.2	130.9	75	0.45
3-1050-16-35-G	16	35	130.2	130.9	75	0.45
3-1050-16-40-G	16	40	130.2	130.9	75	0.45
3-1050-16-50-G	16	50	130.2	130.9	75	0.45
3-1050-18-25-G	18	25	146.3	146.8	85	0.50
3-1050-18-30-G	18	30	146.3	146.8	85	0.50
3-1050-18-35-G	18	35	146.3	146.8	85	0.50
3-1050-18-40-G	18	40	146.3	146.8	85	0.50
3-1050-18-50-G	18	50	146.3	146.8	85	0.50

一体式机加被动轮 Aggregative idle wheels machined

规格编号 Code	齿数 Z Teeth Z	DF (mm)	E (mm)	F (mm)	M (mm)	重量Wet Kg/pc
5-1050-16-25-G	16	25	130.2	130.9	75	0.45
5-1050-16-30-G	16	30	130.2	130.9	75	0.45
5-1050-16-35-G	16	35	130.2	130.9	75	0.45
5-1050-16-40-G	16	40	130.2	130.9	75	0.45
5-1050-16-50-G	16	50	130.2	130.9	75	0.45
5-1050-18-25-G	18	25	146.3	146.8	85	0.50
5-1050-18-30-G	18	30	146.3	146.8	85	0.50
5-1050-18-35-G	18	35	146.3	146.8	85	0.50
5-1050-18-40-G	18	40	146.3	146.8	85	0.50
5-1050-18-50-G	18	50	146.3	146.8	85	0.50

FL63柔性链板齿轮
FL63 series wheels

FL63柔性链板齿轮
FL63 series wheels

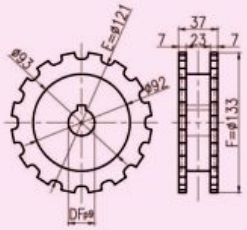

编号 Code	孔径DF (mm)	底径E (mm)	外径F (mm)
3-FL-63	20/25/30/35	121	133

材质：乳白色尼龙，一体式机加工齿轮。
Material:Nylon,white,aggregative sprocket machined.

880TAB/881TAB弯座系列
Corner Track for chains series 880TAB/881TAB

880TAB有翼型弯座

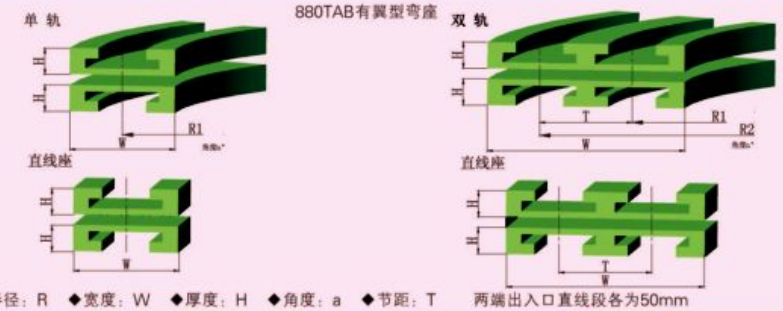

◆半径：R ◆宽度：W ◆厚度：H ◆角度：a ◆节距：T 两端出入口直线段各为50mm

链条规格 Code	单轨1Track				二轨2Track					三轨3Track				
	R1	W	H	a	R2	W	H	a	T	R3	W	H	a	T
K325 T=85	500	100	25	90	585	185	25	90	85	670	270	25	90	85
K325 T=88	500	100	25	90	588	190	25	90	88	676	280	25	90	88
K450	500	125	25	90	620	245	25	90	120	740	365	25	90	120
K450	610	125	25	90	730	250	25	90	120	850	370	25	90	120

链条规格 Code	四轨4Track					五轨5Track					六轨6Track				
	R	W	H	a	T	R	W	H	a	T	R	W	H	a	T
K325 T=85	755	355	25	90	85	840	440	25	90	85	925	530	25	90	85
K325 T=88	764	370	25	90	88	852	460	25	90	88	940	550	25	90	88
K450	860	485	25	90	120	980	605	25	90	120	1100	725	25	90	120
K450	970	490	25	90	120	1090	610	25	90	120	1210	730	25	90	120

880/881弯座系列
Corner Track for chains series 880/881

880无翼型弯座

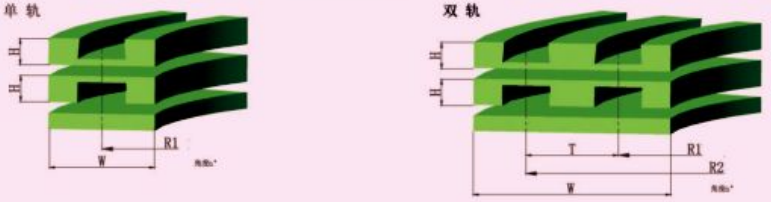

◆半径：R ◆宽度：W ◆厚度：H ◆角度：a ◆节距：T 两端出入口直线段各为50mm

链条规格 Code	单轨1 Track				二轨2 Tracks					三轨3 Tracks				
	R	W	H	a	R	W	H	a	T	R	W	H	a	T
K325 T=85	500	100	25	90	585	185	25	90	85	670	270	25	90	85
K325 T=88	500	100	25	90	588	190	25	90	88	676	280	25	90	88
K450	610	125	25	90	620	365	25	90	120	740	365	25	90	120

链条规格 Code	四轨4 Tracks					五轨5 Tracks					六轨6 Tracks				
	R	W	H	a	T	R	W	H	a	T	R	W	H	a	T
K325 T=85	755	355	25	90	85	840	440	25	90	85	925	525	25	90	85
K325 T=88	764	370	25	90	88	852	460	25	90	88	940	550	25	90	88
K450	970	485	25	90	120	980	605	25	90	120	1210	725	25	90	120

882TAB弯座系列
Corner Track for chains series 882TAB

882有翼型弯座

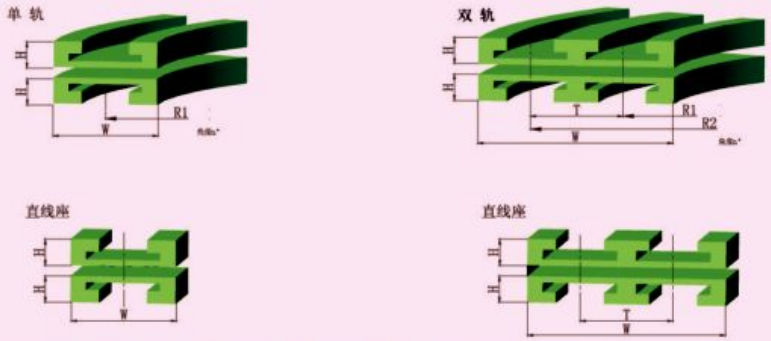

882TAB有翼型弯座 ◆半径：R ◆宽度：W ◆厚度：H ◆角度：a ◆节距：T

两端出入口直线段各为50mm

链条规格 Code	单轨1Track R1	W	H	a	二轨2Track R2	W	H	a	T
K750	610	200	30	90	806	396	30	90	196
K1000	610	270	30	90	870	530	30	90	260
K1200	610	320	30	90	920	630	30	90	310

磁性弯座适用于880M/881SC
Magnetflex curves for 880M & 881SC

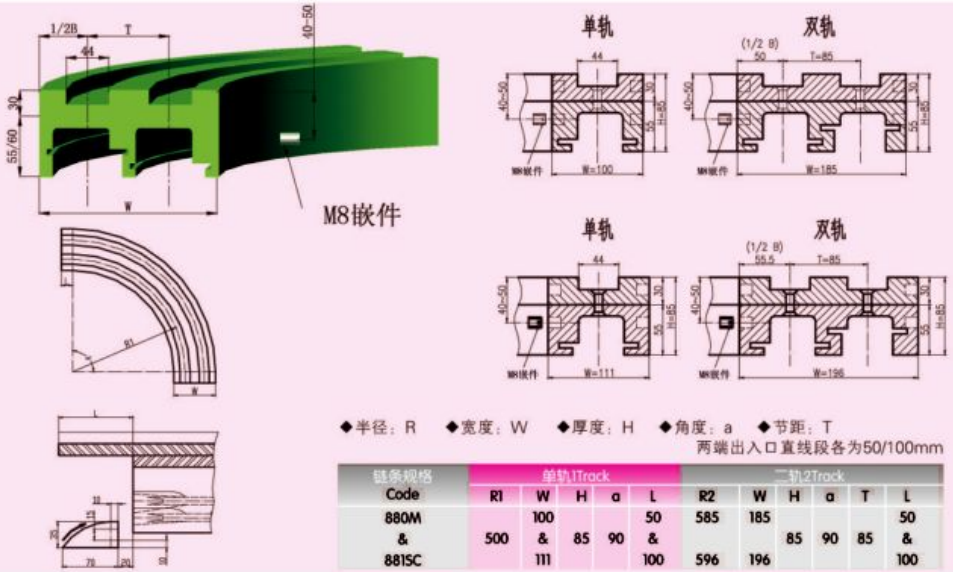

◆半径：R ◆宽度：W ◆厚度：H ◆角度：a ◆节距：T

两端出入口直线段各为50/100mm

链条规格 Code	单轨1Track R1	W	H	a	L	二轨2Track R2	W	H	a	T	L
880M & 881SC	500	100 & 111	85	90	50 & 100	585 596	185 196	85	90	85	50 & 100

1873系列弯座
Corner Track for chains series 1873

1873系列弯座

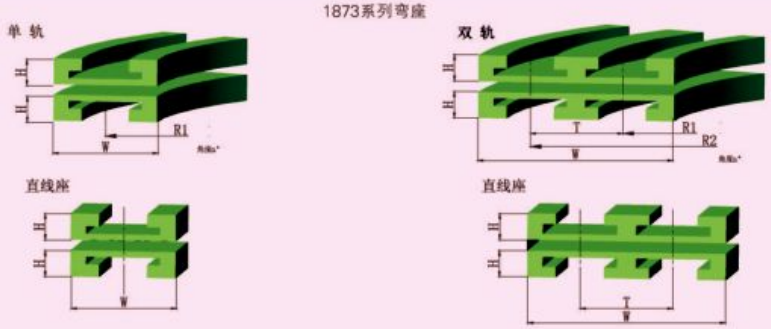

1873系列弯座 ◆半径：R ◆宽度：W ◆厚度：H ◆角度：a ◆节距：T

两端出入口直线段各为50mm

链条规格 Code	单轨1Track R1	W	H	a	二轨2Track R2	W	H	a	T	三轨3Track R3	W	H	a	T
K325	500	100	35	90	586	186	35	90	86	672	272	35	90	86
K450	500	100	35	90	617	242	35	90	117	734	359	35	90	117
K600	610	160	35	90	765	315	35	90	155	920	470	35	90	155
K750	610	200	35	90	804	394	35	90	194	988	588	35	90	194
K1000	610	270	35	90	867	527	35	90	257	1124	784	35	90	257
K1200	610	320	35	90	918	628	35	90	308	1226	936	35	90	308

FTM1050弯座系列
Corner track for chains series FTM1050

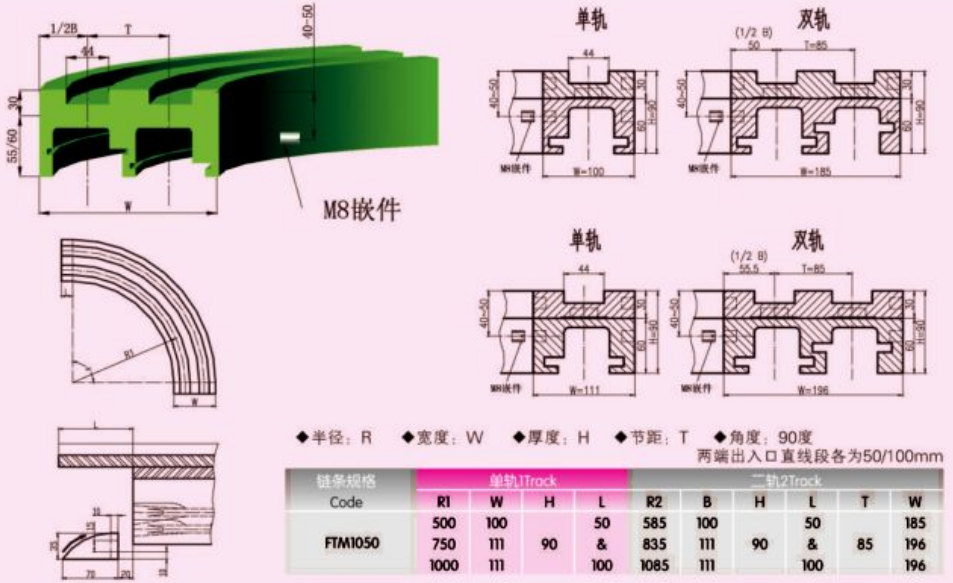

◆半径：R ◆宽度：W ◆厚度：H ◆节距：T ◆角度：90度

两端出入口直线段各为50/100mm

链条规格 Code	单轨1Track R1	W	H	L	二轨2Track R2	B	H	L	T	W
FTM1050	500 750 1000	100 111 111	90	50 & 100	585 835 1085	100 111 111	90	50 & 100	85	185 196 196

821LBP系列 加强型滚珠塑钢直线输送链板
821LBP series acetal straight top chain with bead

821LBP系列 加强型滚珠塑钢直线输送链板
821LBP series acetal straight top chain with bead



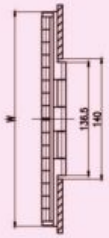

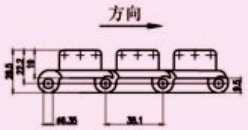

主要适合应用在各种食品，饮料，保特瓶，铝罐等收缩膜或纸箱包装线输送
Apply for all kinds of food industry,such as,beverage,bottle,can and the other case wrap packing
包装：5 英尺=1.54米/盒；1米≈26片
Packing: 5 feet=1.54M/box; 1M≈26pcs
温度：-40～90 ℃ Temperature: -40～90 ℃
最大输送长度为12米。The longest distance=12M
材质：塑钢低磨擦
Material:Acetal with lower coefficient of friction
最大负载拉力：2750N/619lbf,
Max tense: 2750N/619lbf
齿轮选型同821系列

规格编号 Code	宽度 Width		重量 Weight		背面弯曲半径 Back curved radius	
	mm	inch	Kg/m	lbs/ft	mm	inch
821LBP-K750	190.5	7 1/2	2.59	1.47	400	15.75
821LBP-K1000	254.0	10	3.08	2.07		
821LBP-K1200	304.8	12	3.35	2.25		

882TAB-LBP系列 加强型滚珠塑钢转弯输送链板
882TAB-LBP series acetal wheel top chain with bead

882LBP-TAB系列 加强型滚珠塑钢转弯输送链板
882LBP-TAB series acetal wheel top chain with bead

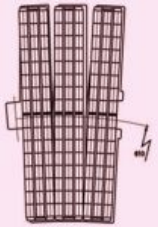

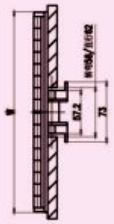

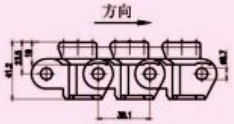

主要适合应用在各种食品，饮料，保特瓶，铝罐等收缩膜或纸箱包装线输送
Apply for all kinds of food industry,such as,beverage,bottle,can and the other case wrap packing
包装：5 英尺=1.54米/盒；1米≈26片
Packing: 5 feet=1.54M/box; 1M≈26pcs
温度：-40～90 ℃ Temperature: -40～90 ℃
最大输送长度为12米。The longest distance=12M
材质：塑钢低磨擦
Material:Acetal with lower coefficient of friction
最大负载拉力：2750N/619lbf,
Max tense: 2750N/619lbf
齿轮选型同882TAB系列

规格编号 Code	宽度 Width		重量 Weight		背面弯曲半径 Back curved radius		弯曲半径 curved radius	
	mm	inch	Kg/m	lbs/ft	mm	inch	mm	inch
882T-LBP-K750	190.5	7 1/2	2.59	1.47	400	15.75	610	24
882T-LBP-K1000	254.0	10	3.08	2.07				
882T-LBP-K1200	304.8	12	3.35	2.25				

1873T-HF系列扣链式爬坡转弯输送链板
1873T-HF series climb & curved top chain

1873T-HF系列扣链式爬坡转弯输送链板
1873T-HF series climb & curved top chain



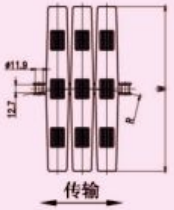

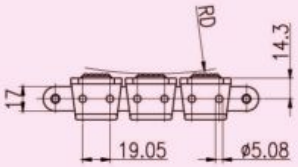

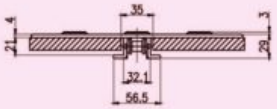

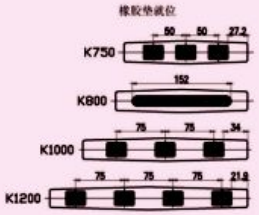

主要适合应用在各种转弯顶板输送机上，可做螺旋运行，适合各种行业。
Apply in all kinds of top chain conveyor,spiral turning for all industries.
底链区分为不锈钢与碳钢两种材质。
Chain material:mild steel & stainless steel
最高速度：90米一润滑剂。60米一干燥性。
Max speed: 90M lubricant 60M dryness
最大输送长度：碳钢30米，不锈钢24米
The longest distance:30 meters in mild steel or 24 meters in s/s
最大负载承重每米20公斤
Max loading per meters:20kg

链条规格/底链链条材质 Code / material		宽度 Width		背面弯曲半径RD Back R		转弯半径R Curve R	
底链碳钢 mild steel	底链不锈钢 stainless steel	mm	inch	mm	inch	mm	inch
1873T-HF-K750	1873SST-HF-K750	190.5	7 1/2	150	6	457	18
1873T-HF-K800	1873SST-HF-K800	203.2	8	150	6	457	18
1873T-HF-K1000	1873SST-HF-K1000	254.0	10	150	6	457	18
1873T-HF-K1200	1873SST-HF-K1200	304.8	12	150	6	457	18

滚珠过渡板Bead transition board

滚珠过渡板Bead transition board

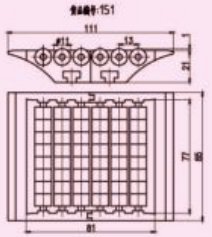

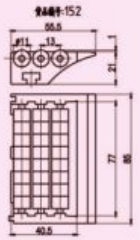

适用在输送机与输送机衔接过渡，降低摩擦，减少噪音。
Apply for between of conveyor trolley, low friction and low noise

规格编号 Code	品名 Description	宽度 Width(mm)	颜色 Colour	重量 Weight
JC-GZGDB-151	滚珠过渡板 Transition Chain with trolley	85*111	棕色 Brown	0.2kg
JC-GZGDB-152		85*55.5		0.1kg

L-SNB Rib 加高输送网系列
L-SNB Rib highness transport belt series

L-SNB Rib 加高输送网系列
L-SNB Rib highness transport belt series

节距: 50mm　　Pitch：50mm
背面弯曲: 140mm　　Backflex radius: 140mm
网带宽度：228mm(9")起,以6" 为倍数增加
Width: 228mm(9"),double base on each 6" to calculate
宽度公差为：0.2%　Width tolerance: 0.2%
轴心区分：PP聚丙稀.SS不锈钢
Axes differentiate:PP.SS stainless steel

负载拉力+20℃测试 +20℃ test

规格编号 Code	塑钢 Acetal		聚丙稀 PP		聚乙稀 PE	
	N/m	lbs/ft	N/m	lbs/ft	N/m	lbs/ft
L-SNB Rib	35000	2357	17500	1178	10500	707

材质 Material	温度 Temperature	颜色 Color	特性 Characteristic
聚甲醛（塑钢）Acetal（POM）	-40 ~ 90℃	棕色 Brown	适合常温以及高速高拉力 Adapt to normal temperature & high speed high pull
聚丙稀PP	1 ~ 104℃	灰色 Gray	适合高温以及高拉力可耐酸碱 Adapt to high temperature ,high pull resist acid
聚乙稀PE	-50 ~ 80℃	白色 white	适合低温以及高速轻负载 Adapt to low temperature and high speed light load

L-SNB Rib 配套齿轮Sprocket of L-SNB Rib

机加齿轮规格：材质为尼龙　Sprocket material: Nylon

编号 Code	齿数 Teeth	孔径(D) Aperture 最小 Min		最大 Max		节圆直径 Pitch dia.		齿轮直径 Sprocket dia.		齿底直径 Inside dia.		轴心外径 Axes dia.	
		mm	inch	mm	inch	mm	inch	mm	inch	mm	inch	mm	inch
3-L-SNB-8	8	20	0.79	65	2.56	130.7	5.15	129.0	4.82	111.6	4.40	90	3.54
3-L-SNB-10	10	20	0.79	90	3.54	161.8	6.37	160.1	6.12	142.8	5.62	120	4.72
3-L-SNB-12	12	20	0.79	90	3.54	193.2	7.61	191.5	7.54	174.18	6.86	150	5.91
3-L-SNB-13	13	20	0.79	90	3.54	208.9	8.22	207.3	8.16	189.93	7.48	150	5.91
3-L-SNB-16	16	20	0.79	90	3.54	256.3	10.10	254.6	10.02	239.29	9.42	150	5.91

L-SNB Rib 齿梳L-SNB Rib comb belt

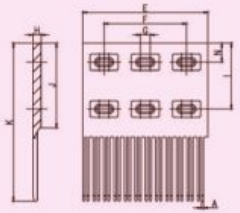

齿轮与衔接板高低距离

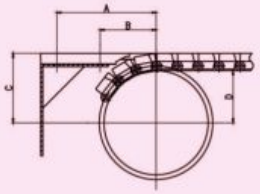

齿数 Teeth	齿梳与齿轮高低距离 Comb belt and sprocket high low distance			
	A	B	C	D
8	132	75	79.35	57.35
10	136	79	94.90	72.90
12	139	82	110.60	88.60
13	141	84	118.45	96.45
16	149	92	142.15	120.15

编号 Code		A	E	F	G	H	I	J	K	N
L-SNB-Comb-192	mm	2.5	152.1	100.3	12.0	10.0	80.0	114.0	192.0	23.0
	inch	3/32	6	4 61/64	15/32	25/64	3 5/32	4 31/64	7 9/16	29/32

4809加高输送网系列
4809 higness transport belt

4809加高输送网系列
4809 higness transport belt





节距:57.15mm　　Pitch：57.15mm
开孔率：34%　　Open area:34%
网带宽度：304.8mm(12")起,以6" 为倍数增加
Width: 304.8mm(12"),double base on each 6" to calculate
宽度公差为：0.2%　Width tolerance:0.2%
PIN 材质：白色聚丙稀　PIN material:white PP
●此链板适用于较大的负载输送，开孔的绞链设计便于销轴的清理。
Chain for high loads,open higness improved cleanablity of pins.
●应用在巴氏杀菌线、较大的堆积台面。
Applications large pasteurizers, large accumulation tables.

负载拉力+20℃测试 +20℃ test

编号 Code	最大负载拉力 Max tense	
	N/m	lbs/ft
4809	29200	6570

编号 Code	材质 Material	温度 Temperature	颜色 Color	重量(kg/m²) Weight	特性 Characteristic
4809	聚丙稀PP	0 ~ 100℃	浅棕色 Superficial brown	10kg/m²	适合高温以及高拉力可耐酸碱 Adapt to high temperature , high pull resist acid

4809配套齿轮Sprocket of 4809

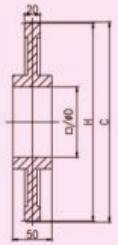

编号 Code	齿数 Teeth	外圆直径C Outside dia.	孔径(D) Aperture □方孔 Square bore	ϕ圆孔 Round bore	节圆直径H Pitch dia.	重量 Weight
3-4809-14	14	256.5	40x40	ϕ40	256.82	0.77kg
			50x50	ϕ50		
			65x65	ϕ60		
			90x90	ϕ90		

另有9齿、12齿为机加工齿轮，尼龙材质
Another 9 Teech,12 Teeth are machined of sprockets,material: Nylon

4809齿梳 4809 comb belt



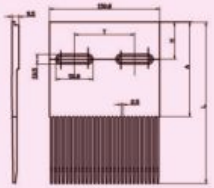

编号 Code	L		H	T		A	
	mm	inch	mm	mm	inch	mm	inch
4809-comb-146	146.1	5.75	25.4	82.6	3.25	57.15	2.25
4809-comb-221	221	8.7	50.8			130.8	5.15

衔接过渡用 To link up and transition

Uni-Light Rib加高输送网系列
Uni-Light Rib highness transport belt series

Uni-Light Rib加高输送网系列
Uni-Light Rib highness transport belt series



节距: 19.05mm　　Pitch：19.05mm
背面弯曲: 50mm　　Backflex radius:50mm
网带宽度：76mm(3”)起，以每增加3”为倍数计算
Width: 76mm(3”),double base on each 3” to calculate
宽度公差为：0.2%　　Width tolerance:0.2%
轴心区分：PP聚丙稀.SS不锈钢 Axes differentiate:PP.SS stainless steel
订购时请说明网带材质及轴心材质。
Please explain belt and pin of material to speak for.

负载拉力+20℃测试 +20℃ test

编号 Code	塑钢 Acetal		聚丙稀 PP		聚乙稀 PE	
	N/m	lbs/ft	N/m	lbs/ft	N/m	lbs/ft
UL-Rib-PP/PE/POM	10250	690	5125	345	3075	210

材质 Material	温度 Temperature	颜色 Color	特性 Characteristic
聚甲醛（塑钢） Acetal（POM）	-40～90℃	棕色 Brown	适合常温以及高速高拉力 Adapt to normal temperature & high speed high pull
聚丙稀PP	1～104℃	灰色 Gray	适合高温以及高拉力可耐酸碱 Adapt to high temperature , high pull resist acid
聚乙稀PE	-50～80℃	白色 white	适合低温以及高速轻负载 Adapt to low temperature and high speed light load

Uni-Light Rib 配套齿轮Sprocket of Uni-Light Rib

机加齿轮规格：材质为尼龙 Sprocket material:Nylon

编号 Code	齿数 Teeth	孔 径(D) Aperture 最小 Min		最大 Max		节圆直径 Pitch dia.		齿轮直径 Sprocket dia.		齿底直径 Inside dia.		轴心外径 Axes dia.	
		mm	inch	mm	inch	mm	inch	mm	inch	mm	inch	mm	inch
3-UL-7	7	20	0.79	25.0	0.98	43.9	1.73	42.6	1.68	35.2	1.39	35.2	1.39
3-UL-10	10	20	0.79	30.0	1.18	61.7	2.43	61.7	2.43	53.0	2.09	45.0	1.77
3-UL-17	17	20	0.79	40.0	1.57	103.7	4.08	105.0	4.13	95.0	3.74	65.0	2.56
3-UL-24	24	20	0.79	50.8	2.00	146.0	5.75	147.3	5.08	137.3	5.41	70.0	2.76
3-UL-25	25	20	0.79	50.8	2.00	152.0	5.98	153.3	6.04	143.3	5.64	70.0	2.76

Uni-Light Rib 齿梳Uni-Light Rib comb belt

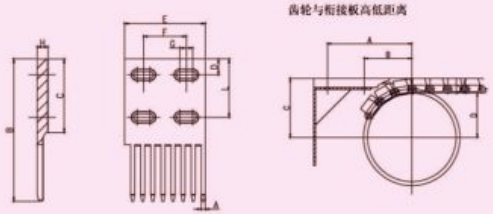

齿数 Teeth	齿梳与齿轮高低距离 Comb belt and sprocket high low distance			
	A	B	C	D
7	86.0	46.0	33.40	17.70
10	89.0	49.0	42.30	26.60
17	94.0	54.0	63.30	47.60
24	99.5	59.5	84.40	68.71
25	101.5	61.5	87.45	71.75

编号 Code		A	B	C	D	E	F	G	H	L
UL-Rib-Comb-133	mm	3.8	132.9	80.0	14.9	75.4	40.0	12.0	10.0	54.5
	inch	5/32	5 15/64	3 5/32	37/64	3	1 37/64	15/32	25/64	2 9/64

衔接过渡用 To link up and transition

OPB加强型输送网系列
OPB strengthen transport belt series

OPB加强型输送网系列
OPB strengthen transport belt series



OPB 4V
OPB 4V S厚度: 4mm(5/32inch)
底部V型加强型

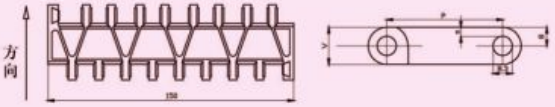

材质 Material	温度 Temperature	颜色 Color	特性 Characteristic
聚甲醛（塑钢） Acetal（POM）	-40～90℃	棕色 Brown	适合常温以及高速高拉力 Adapt to normal temperature & high speed high pull
聚丙稀 PP	1～104℃	米白色 White	适合高温以及高拉力可耐酸碱 Adapt to high temperature , high pull resist acid
聚乙稀 PE	-50～80℃	白色 white	适合低温以及高速轻负载 Adapt to low temperature and high speed light load

负载拉力+20℃测试 +20℃ test

编号 Code	塑钢 Acetal		聚丙稀 PP		聚乙稀 PE	
	N/m	lbs/ft	N/m	lbs/ft	N/m	lbs/ft
OPB 4V	22000	1480	11000	740	6600	445

规格 Code	品名 Description	厚度 S	高度 V	节距 P
OPB 4V-C	OPB输送网带平板无洞 OPB belt without hole	4mm	16mm	50mm
OPB 4V-23	OPB输送网带开孔率23% OPB belt hole 23%			

标准网带宽度

mm	inch	mm	inch	mm	inch
150	5.9	932	37.0	1775	70.1
183	7.2	1021	40.4	1809	71.4
267	10.6	1055	41.7	1842	72.7
301	11.9	1088	43.0	1926	76.0
334	13.2	1172	46.3	1960	77.4
417	16.5	1205	47.6	1993	78.7
451	17.8	1239	48.9	2077	82.0
484	19.1	1322	52.2	2110	83.3
568	22.5	1356	53.5	2144	84.6
602	23.8	1390	54.8	2228	88.0
635	25.1	1474	58.2	2261	89.3
719	28.4	1506	59.5	2295	90.6
753	29.8	1541	60.8	2379	93.9
786	31.1	1624	64.1	2413	95.2
870	34.4	1658	65.4	2447	96.5
904	35.7	1691	66.7	2355	99.8

轴心区分：PP聚丙稀；SS不锈钢 Axes differentiate:PP；SS
宽度公差为：0.2%　　Width tolerance:0.2%

OPB配套齿轮 Sprocket of OPB

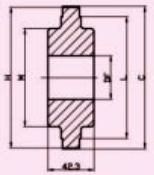

机加齿轮规格：材质为尼龙 Sprocket material:Nylon

编号 Code	齿数 Teeth	孔 径(D) Aperture 最小 Min		最大 Max		节圆直径 H Pitch dia.		外圆直径C Outside dia.		齿底直径L Inside dia.		轴心外径M Axes dia.	
		mm	inch	mm	inch	mm	inch	mm	inch	mm	inch	mm	inch
3-OPB-8	8	20	0.79	40	1.57	130.7	5.15	129.0	4.82	111.7	4.40	63	2.48
3-OPB-10	10	20	0.79	100	3.94	161.8	6.37	160.1	6.12	142.8	5.62	120	4.72
3-OPB-12	12	20	0.79	130	5.12	193.2	7.61	191.5	7.54	174.2	6.86	150	5.91
3-OPB-13	13	20	0.79	130	5.12	208.9	8.22	207.3	8.16	189.9	7.48	150	5.91
3-OPB-16	16	20	0.79	130	5.12	256.3	10.09	254.6	10.02	237.3	9.34	150	5.91

若需不锈钢材质齿轮，另行订购。Stainless steel must be made by your order.

网带链类

模 块 网 类

Modular Plastic



模 块 网

一、型号说明 Specifications for series

1-1模块网 Modular plastic

1-1-1 100型(series 100)



100A

100ANP

100B

型号	节距 (mm)	开孔率 (%)	材质	适用温度 (℃)	最大强度 (Kg/m)
100A	50	0	PE,PP,Nylon	-50~150	1600
100ANP	50	0	PE,PP,Nylon	-50~150	1600
100B	50	23	Acetal,PE,PP,Nylon	-50~150	1600

1-1-2 200型(series 200)



200A



200B

200EL

型号	节距 (mm)	开孔率 (%)	材质	适用温度 (℃)	最大强度 (Kg/m)
200A	25	0	Acetal,PE,PP,Nylon	-35~150	1500
200B	25	14	Acetal,PE,PP,Nylon	-35~150	1500
200EL	25	0	TPR	室温	1500

1-1-3 300型(series 300)



300（无翼）



300Plus（带翼）



300R（带翼或无翼）

型号	节距 (mm)	开孔率 (%)	材质	适用温度 (℃)	最大强度 (Kg/m)
300	45	52	PE,PP,Nylon	-45~90	2350
300Plus	45	52	PE,PP,Nylon	-45~90	2350
300R	45	52	TPR	室温	2350

1-1-4 100型配件/300型配件

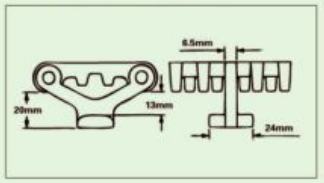

HMD-Hold Down(背挂式导引)
Series 100

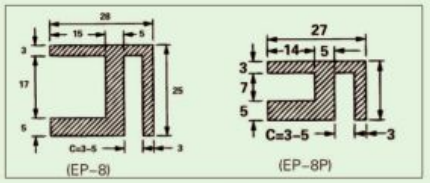

Flexible(侧边导轨)
Series 300,300Plus

一、型号说明 Specifications for series

1-2挡板 Flight

◇挡板（如下图）可运用于怡塑钢组合式链型输送带100/200型。标准挡板高度有数种尺寸（如下表）。其一体成型设计并可与输送带搭配组装而不须额外固定装置，适用于斜升输送。Fight used for EASECON 100/200 series get two standard heights,25mm,50mm,and 150mm three standard cleatmaterials, P.P.and P.E

unit :mm



Specification 说明	型号 Series		
	100	200	300
H 档板高度	25	25	--
	50	50	--
	150	--	--

1-2-1挡板加工公差 Flight machining tolerance

◇怡塑钢挡板可以在高度及宽度上做许多种不同尺寸的加工,提供给各种不同场合使用。但是各种加工需仰赖机械切削会产生尺寸上的公差，设计时必须特别注意（如下表）。

◇EASECON Fight can fabricate different dimension in high and width combination for different purpose. The fabrica-tionwill have some tolerance that needs special care in design.

unit :mm

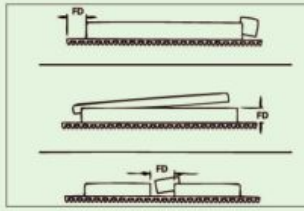

Flights Dimension 挡板尺寸	1 ~ 50	Machining Tolerance 公差	± 0.5
	51 ~ 100		± 0.8
	101 ~ 150		± 1.2
	10 ~ 30		± 0.5
	31 ~ 60		± 0.8
	61 ~ 100		± 1.2
	25 ~ 150		± 1.5

1-3挡边（100/200型）Side guard

◇怡塑钢的挡边（如下图）可使用于100型及200型系列，为强化复合材质，有各种高度尺寸（如下表），除可与挡板搭配使用外，也可依输送物品的种类来做为防止侧漏之最佳选择。

◇Side guards for the EASECON 100/200 series. Belt is available in 35mm and 130mm height.

unit :mm

Specification 说明	型号 Series		
	100	200	300
H 档板高度	35	35	--
	60	60	--
	130	--	--

1-3-1附加挡板及挡边组合范例 Example of assembly

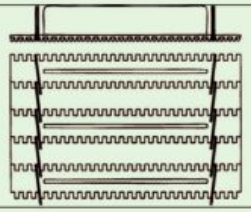

设计说明 Specifications of design

模块网类

一、型号说明 Specifications for series

1-4 Basic dimension table for comparison 基本尺寸对照表

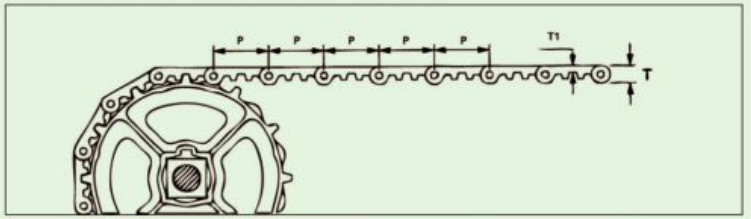

100	A	0	50	16	6.5
	B	23	50	16	6.5
200	A	0	25	10	3
	B	12	25	10	3
300	B	52	45	15	15

1-4 Basic reference information基本资料对照表

			(Kg/sq M)	(Kg/m)	(℃)
100	A	P.E.	9.3	1220	-50 ~ 70
		P.P.	8.6	1450	1 ~ 100
	B	Acetal	11.3	1280	-35 ~ 90
		P.E.	7.8	1220	-50 ~ 70
		Nylon	10.1	1680	-30 ~ 150
		P.P.	7.2	1450	1 ~ 100
200	A	Acetal	7.4	1450	-35 ~ 90
		P.E.	6.6	1050	-35 ~ 70
		Nylon	6.7	1270	-30 ~ 150
		P.P.	6.1	1100	1 ~ 100
	B	Acetal	6.3	1200	-30 ~ 90
		P.E.	4.9	710	-30 ~ 60
		Nylon	6.6	1550	-30 ~ 135
		P.P.	4.4	980	1 ~ 100
300	B	P.E.	6.6	1800	-30 ~ 70
		Nylon	9.1	2350	-30 ~ 150
		P.P.	6.2	2100	1 ~ 100

二、结构说明 Specifications for construction

2-1模块式输送带 modular plastic belt

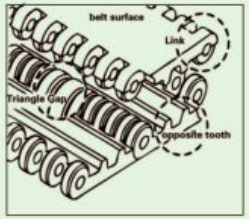

◇柏塑钢的模块网结构采用链结设计,预留有膨涨间隙可适应不同温度产生的宽度尺寸变化。底部链结环为锥形设计，在组合时模块网的锥形空间能够嵌合齿轮的导引片使运转时不致偏移。横列式母齿设计更突破一般链结观念，运转时让齿轮能够横向游移而不会跳齿打滑。

◇Construction of EASECON module conveyor belt is linked with module-by-module.The gap ispreserved between two modules for inflation caused by the temperature change.After as-sembling the conveyor belt, any low of the connecting-holes at the bottom of the belt will formthe taper recessions, and these recession will be engaged by a sprocket and align the guidingplates nearby teeth of the sprocket for preventing that sprocket for offset.

2-2连结心轴 Bar

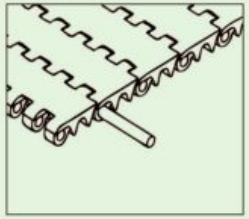

◇柏塑钢模块网间衔接全赖此一高钢性的连结心轴维持，它除了在组合时可依不同尺寸连结本体外，更因为高硬度的外表而使模块网在连结作用时得到最平滑的运动,本连结心轴备有各种不同材质可依各不同工作环境而选择.

◇Connections between modules are all relied on high rigid bars. Excepting these bars can beused for conveyor belts with different dimensions. They also could provide the most smoothoperation after the conveyor belt linked. The bars get many kinds of material and can fit fordifferent operating environments.

2-3固定销 Pin

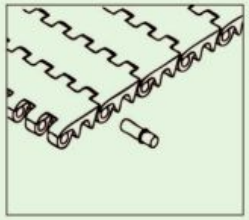

◇固定销装置可轻易的卡合在链结环间隙中，能迅速安装将连结心轴固定，更可避免使用烙铁加热塑形制作固定头时产生有毒气体。另外，柏塑钢固定销采用特殊材质制作，除具有固定功能外，更可防止异物由侧边渗入污染本体。固定销有各种不同长度，可以因应各种不同场合需要安装。例如：100型不锈钢连结心轴及挡边加工双边预留空间低于50mm安装70mm固定销，高张力背道弯曲环境时使用15mm之短型固定销。

◇Pin' s installation is very easy and quick. You can insert it into the end of the connecting holeswithout any tools.Then you can avoid the poison gas disadvantages that caused by the original method to usea heater to melt the plastic head of the pin.Excepting its fixing function, EASECON module conveyor' s pin is made of the specialmaterial can prevent pollutants form penetrating into the belt.

2-4 300型固定夹 300 Side -locking clip

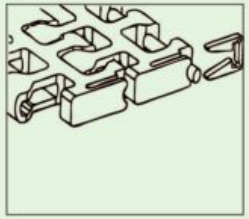

◇柏塑钢300型可弯式链型输送带的侧边固定夹可非常简易的在输送带两侧固定连结心轴，只须要将固定夹顺着输送带侧边导槽顺势推入即可完成安装，是一种具有迅速安装及拆卸功能的设计。

◇EASECON Type 300 flexible module conveyor belt uses a very simple but reliable side-locking clip to secure the axial bar from both ends. It is just insert the clip into the side slot onthe edge of the belt. It is a quick assembly design.

设计说明 Specifications of design

模块网类

二、结构说明 Specifications for construction

2-5 100/200型传动齿轮 Sprocket

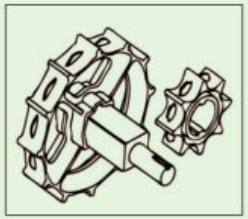

◇柏塑钢模块网输送带采母齿设计，可与传动齿轮的公齿产生最佳啮合状态使输送带达到最佳传动效果，并且齿间设计有固定方向的导引片，运转时会插入模块网运动的链结环缝隙中产生直线前进的导引效果，使输送带运动时降低侧边磨擦和热涨冷缩导致的偏移。详细说明如下：

◇The conveyor belt is designed to engage with sprockets, and then it will have the besttransmission efficiency. Otherwise, while the belt action ,the guiding plates existingbetween the teeth of any sprocket will also engage with the recessions which formedby connecting-holes to guide the movement of the belt. By at, it will reduce the wearwhich caused by the conveyor belt's movement and the offset which caused by thetemperature change. Explanations are below.

2-5-1方向固定导引片 Guiding plate

◇柏塑钢的传动齿轮，每片均有特殊设计之方向固定导引片装置（如左图）其主要目的是当输送带与齿轮嵌合运动时将导引片嵌入输送带相接部分的锥型空间产生固定方向的导引作用。当输送带运转时，此导引片可使输送带依直线运动行进，减少产生偏移的状况。

◇The guiding plate is designed especially for EASECON module conveyor belt (Fig.16).The major purpose of guiding plates is for engaging with the taper recessions formedby connecting-holes to align the movement of this belt and avoid the offset of this belt.

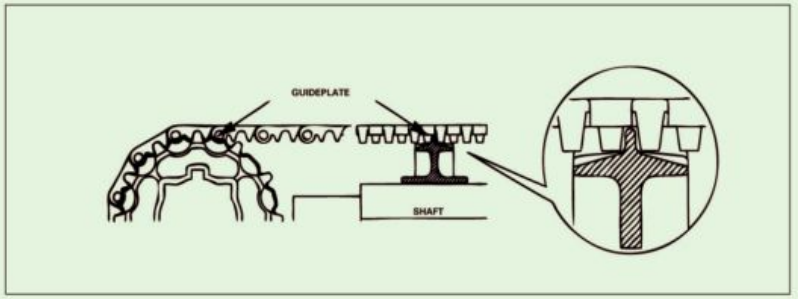

2-5-2传动轴孔 Sprocket hole

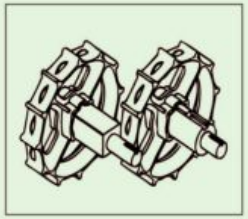

◇柏塑钢的齿轮传动轴孔（如左图）主要用与传/被动轴结合。四方形轴孔四边的圆弧造形有抵消因热涨冷缩产生迫紧压力的作用，弧缘设计有键槽亦可弹性的运用圆型钢材制成的圆型轴加上固定键配合使用。

◇The bore of a sprocket used for combine the driving and idle shaft (Fig.18). This boreis not only suitable for the square shaft but also suitable for the round shaft. Otherwise,there is another series of the round bore for option.

二、结构说明 Specifications for construction

2-5-3固定销孔 Key slot

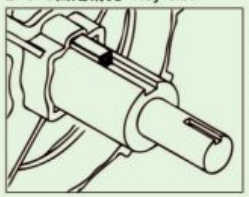

◇当齿轮配合圆形轴使用时，在传动轴上加上固定键于固定键槽（如左图），即可完成传/被动齿轮之安装，省时方便，更增加输送机设计制作时的灵活运用性。

◇When many sprockets are idle by a round shaft, it's necessary for a key to insert the keyslot of every sprocket for finishing the set-up of the shaft and sprockets (Fig.19). It is aneasy and flexible installation.

2-5-4传动齿(100/200型) Sprocket teeth

◇传动齿轮的齿端采40度斜角设计，能在输送带运转时能缓冲与模块板衔接时产生的接触力量，减低噪音及运转时链结运动的震动。当输送带需进行高压水流清洗时，可得到最佳的清洗角度。（如左图）

◇The pressure angle of a sprocket tooth is designed by 40o. While operation the conveyingsystem, it will not only reduce the wear but also cancer out the noise and vibrationeffectively. While periodically clearing up the dirty of the conveying system by runningwater, due to 40odesign of pressure angle, it will be time saving to make it.

2-5-5传动齿(300型) Sprocket teeth



◇300型输送带采内外双弧形设计基座亦作圆弧导角（如左图）在输送带运转时能紧密的与模块网元板呈滑行方式接触，使运动时的噪音降低，并且抵消输送带运转时因链结运动产生的震动，此外只要将齿轮反向并列即可做为双向运转使用。

◇The sprocket teeth are designed with profile of double arc. These teeth can effectivelyeliminate the noise and vibration, so it is more suitable to carry higher loading and makesoperation smoothly. For the bi-direction conveyance, just reversing one sprocket andcombining with another one closely, then the system can be operated with bi-directionconveyance. This is another benefit of series 300.

2-6塑钢齿轮 Enforced POLYACTEL

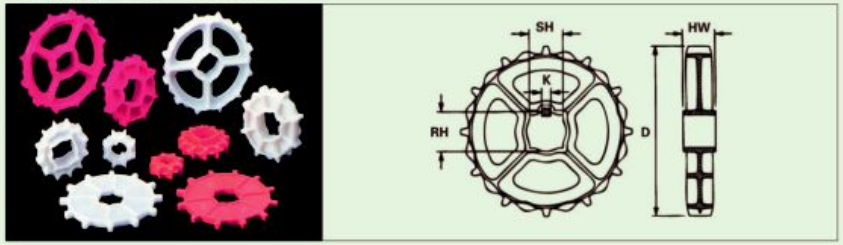

2-6-1塑钢齿轮尺寸对照表 Enforced POLYACTEL

unit :mm

Polyactel	100	128	8	37	7×7	46	39
		194	12	37	7×7	46	39
	200	66	8	22	6×6	31	---
		98	12	37	7×7	46	39
	300	185	12	12	7×7	46	39

三、设计要求 Demands of design

相关对照表 ※代表不锈钢齿轮须订制

unit :mm

100	128	8	61±1	66	140	5-10	85
	160	※10	70±1	76	156	5-10	100
	194	12	94±1	84	206	5-10	116
	260	※16	127±1	98	272	5-10	150
200	66	8	27±1	35	72	5-10	47
	98	12	43±1	55	104	5-10	63
	168	※20	78±1	74	174	5-10	95
300	120	※8	49±1	59	112	3-5	88
	185	12	79±1	85	170	3-5	106

3-1回程滚轮支撑 Basic supporting dimensions of a bottom roller

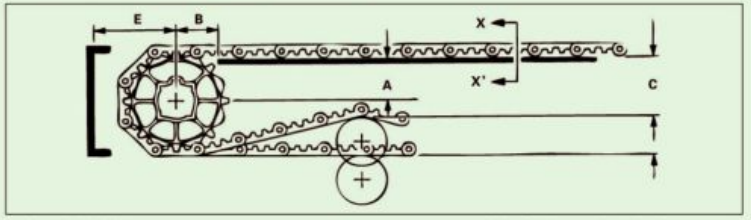

3-2回程滑轨支撑 Supporting dimensions of a bottom sliding strip （主动轮端必须有悬垂段）

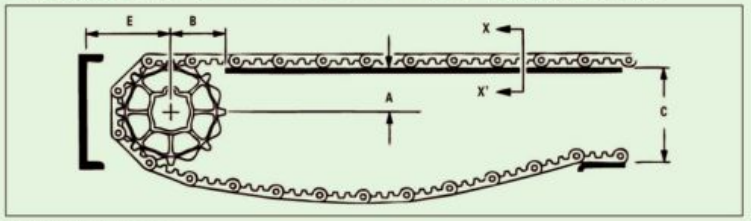

3-3断面X-X' Section

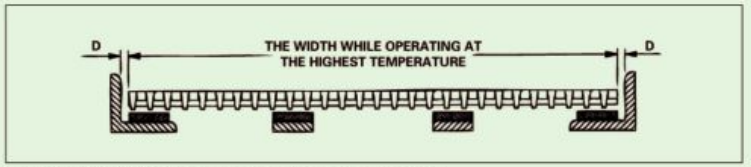

3-4可弯式300型输送带 Basic dimensions of series 300

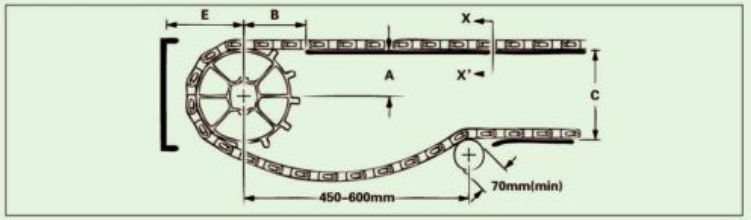

三、设计要求 demands of design

3-5 EP-8/EP-8P 安装范例 Example of installation of EP-8/EP-8P

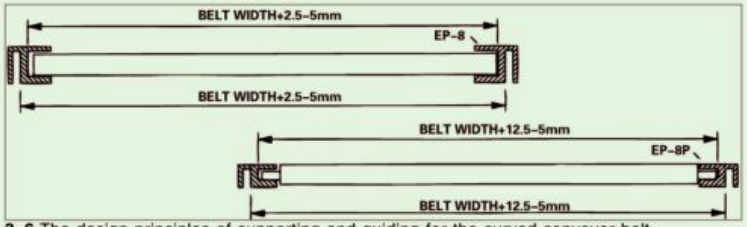

3-6 The design principles of supporting and guiding for the curved conveyor belt
可弯式链型输送带支撑及导引设计须知

3-6-1内缘半径（内缘支撑） Inner radii (watch out)

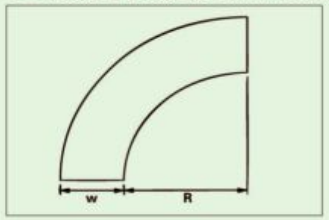

R=2.5×W
R.: Minimum inside radius≥2.2×belt width.
Recommended inside radius=2.5×belt width

◇R：内缘半径至少须要定为输送带宽度的2.2倍，
最适当之内缘半径则为输送带宽度之2.5倍。

3-6-2单一弯角 Single turn

While using EASECON belt for a turn conveying, ends of the arc should be guiding to straight .
◇当输送带做圆弧型弯角运动时，其圆弧型两端均须导正成直线运动才能正常传动(如下图)。

STL1≥1.5×W OR STL1≥1000mm

3-6-3连续弯角 Multiple turn

Different direction continuous bend 不同方向连续弯角(如下图)。

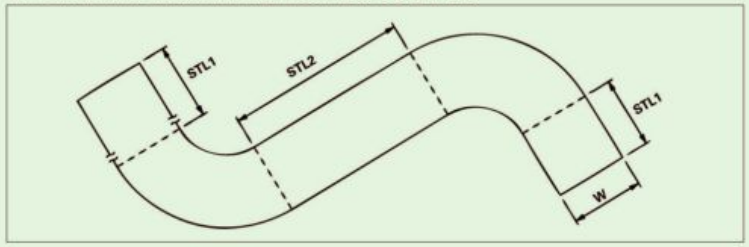

STL2≥2×W

Minimum straight length between two(2)turns ≥2×belt width.The length of straight must be at least two times of belt width.For 300series conveyor does not design more than 4 turns in the multiple turn motion.

◇直线运转长度至少须有输送带宽度 2 倍。300 系列输送带连续弯角运动，请勿超出 4 个弯角设计。

肉加工输送

鹅颈式提升输送


蔬菜加工输送

炸鸡块加工输送

火腿肠加工输送

水产加工输送

纸箱包装输送

茶饮料加工输送

包装段输送

胶带输送

塑料加工输送

苹果加工输送

番茄加工输送

卤味加工输送

毛豆加工输送

米菓加工输送

箱螺旋加工输送

洋芋片加工输送

面包加工输送

果冻加工输送

滚 筒 类

Roller

滚 筒

Roller

我们提供PVC，碳钢镀锌及不锈钢材质的多种筒径与长度的各式滚筒：
自由式滚筒（Universal Conveyor Rollers）
强制式滚筒（fixed Drive Conveyor Rollers）
堆积式滚筒（Accumlating Conveyor Rollers）
锥形滚筒（Tapered Rollers）

自由式输送滚筒 Universal conveyor roller

内牙轴心 Female threaded spindle

EL/AGL=RL+10mm

外管材质 Tube Material	管径及管厚 Dia.Wall Thickness D×W	料号：滚筒长度RL必须注明 Ref.No.roller length Rlmust be specified 轴心外径Spindle mm 12/M8×15
PVC	50×3.0	FCP.50.30.12
	60×3.0	FCP.60.30.12
碳钢镀锌 Zinc plated steel	38×1.5	FCZ.38.15.12
	50×1.5	FCZ.50.15.12
	50×2.0	FCZ.50.20.12
	60×2.0	FCZ.60.20.12
不锈钢 Stainless steel	38×1.5	FCS.38.15.12
	50×1.5	FCS.50.15.12
	50×2.0	FCS.50.20.12
	60×2.0	FCS.60.20.12
	25×1.2	FCS.25.12.08(轴心φ8/M5×8)

弹簧押入式轴心 Spring loaded spindle

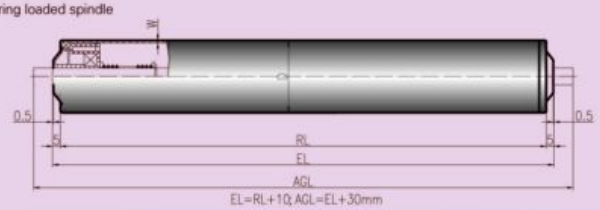

EL=RL+10; AGL=EL+30mm

外管材质 Tube Material	管径及管厚 Dia.Wall Thickness D×W	料号：滚筒长度RL必须注明 Ref.No.roller length Rlmust be specified 轴心外径Spindle mm 12
PVC	50×3.0	FSP.50.30.12
	60×3.0	FSP.60.30.12
碳钢镀锌 Zinc plated steel	38×1.5	FSZ.38.15.12
	50×1.5	FSZ.50.15.12
	50×2.0	FSZ.50.20.12
	60×2.0	FSZ.60.20.12
不锈钢 Stainless steel	38×1.5	FSS.38.15.12
	50×1.5	FSS.50.15.12
	50×2.0	FSS.50.20.12
	60×2.0	FSS.60.20.12
	25×1.2	FSS.25.12.08(轴心φ8)

○钢制双密封盖工业轴承 ○Precision bearing 6002 zz
○光圆铁轴心 ○Spindle Steel self color
※订货时请注明RL的长度 ※Please specify the roller length RL when ordering

强制式输送滚筒(单排塑钢齿轮) Fixed Drive roller

内牙轴心 Female threaded spindle

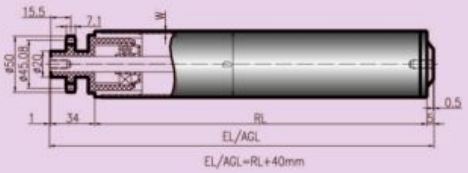

11T-1 单排塑钢链轮，使用08B-1链条（1/2" X 5/16"）

11T-1 plastic sprocket for chain1/2" X 5/16"(08B-1)

外管材质 Tube Material	管径及管厚 Dia.Wall Thickness D × W	齿轮 齿数 No.Teeth	料号：滚筒长度RL必须注明 Ref.No.roller length Rlmust be specified 轴心外径Spindle mm 12/M8 × 15
PVC	50 × 3.0	11	DR1P.50.30.12.11
	60 × 3.0	11	DR1P.60.30.12.11
碳钢镀锌 Zinc plated steel	50 × 1.5	11	DR1Z.50.15.12.11
	50 × 2.0	11	DR1Z.50.20.12.11
	60 × 2.0	11	DR1Z.60.20.12.11
不锈钢 Stainless steel	50 × 1.5	11	DR1S.50.15.12.11
	50 × 2.0	11	DR1S.50.20.12.11
	60 × 2.0	11	DR1S.60.20.12.11

内牙轴心 Female threaded spindle

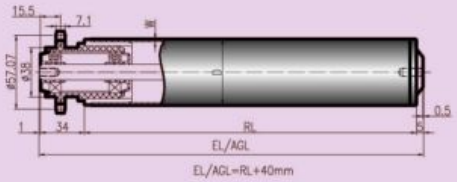

14T-1 单排塑钢链轮，使用08B-1链条（1/2" X 5/16"）

14T-1 plastic sprocket for chain1/2" X 5/16"(08B-1)

外管材质 Tube Material	管径及管厚 Dia.Wall Thickness D × W	齿轮 齿数 No.Teeth	料号：滚筒长度RL必须注明 Ref.No.roller length Rlmust be specified 轴心外径Spindle mm 12/M8 × 15
PVC	50 × 3.0	14	DR1P.50.30.12.14
	60 × 3.0	14	DR1P.60.30.12.14
碳钢镀锌 Zinc plated steel	50 × 1.5	14	DR1Z.50.15.12.14
	50 × 2.0	14	DR1Z.50.20.12.14
	60 × 2.0	14	DR1Z.60.20.12.14
不锈钢 Stainless steel	50 × 1.5	14	DR1S.50.15.12.14
	50 × 2.0	14	DR1S.50.20.12.14
	60 × 2.0	14	DR1S.60.20.12.14

○钢制双密封盖工业轴承 ○Precision bearing 6002 zz
○光圆铁轴心 ○Spindle Steel self color
※订货时请注明RL的长度 ※Please specify the roller length RL when ordering

强制式输送滚筒(双排塑钢齿轮) Fixed Drive roller

内牙轴心 Female threaded spindle

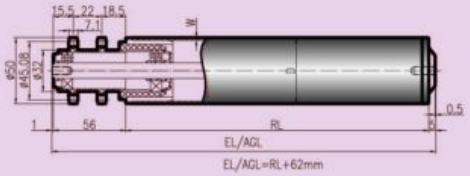

11T-2 双排塑钢链轮，使用08B-1链条（1/2" X 5/16"）

11T-2 plastic sprocket for chain1/2" X 5/16"(08B-1)

外管材质 Tube Material	管径及管厚 Dia.Wall Thickness D × W	齿轮 齿数 No.Teeth	料号：滚筒长度RL必须注明 Ref.No.roller length Rlmust be specified 轴心外径Spindle mm 12/M8 × 15
PVC	50 × 3.0	11–2	DR2P.50.30.12.11
	60 × 3.0	11–2	DR2P.60.30.12.11
碳钢镀锌 Zinc plated steel	50 × 1.5	11–2	DR2Z.50.15.12.11
	50 × 2.0	11–2	DR2Z.50.20.12.11
	60 × 2.0	11–2	DR2Z.60.20.12.11
不锈钢 Stainless steel	50 × 1.5	11–2	DR2S.50.15.12.11
	50 × 2.0	11–2	DR2S.50.20.12.11
	60 × 2.0	11–2	DR2S.60.20.12.11

内牙轴心 Female threaded spindle

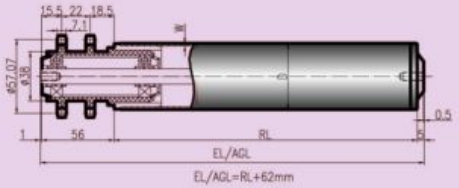

14T-2 双排塑钢链轮，使用08B-1链条（1/2" X 5/16"）

14T-2 plastic sprocket for chain1/2" X 5/16"(08B-1)

外管材质 Tube Material	管径及管厚 Dia.Wall Thickness D × W	齿轮 齿数 No.Teeth	料号：滚筒长度RL必须注明 Ref.No.roller length Rlmust be specified 轴心外径Spindle mm 12/M8 × 15
PVC	50 × 3.0	14–2	DR2P.50.30.12.14
	60 × 3.0	14–2	DR2P.60.30.12.14
碳钢镀锌 Zinc plated steel	50 × 1.5	14–2	DR2Z.50.15.12.14
	50 × 2.0	14–2	DR2Z.50.20.12.14
	60 × 2.0	14–2	DR2Z.60.20.12.14
不锈钢 Stainless steel	50 × 1.5	14–2	DR2S.50.15.12.14
	50 × 2.0	14–2	DR2S.50.20.12.14
	60 × 2.0	14–2	DR2S.60.20.12.14

○钢制双密封盖工业轴承 ○Precision bearing 6002 zz
○光圆铁轴心 ○Spindle Steel self color
※订货时请注明RL的长度 ※Please specify the roller length RL when ordering

滚筒类

堆积式输送滚筒(单排塑钢齿轮) Friction accumulating conveyer roller

内牙轴心 Female threaded spindle

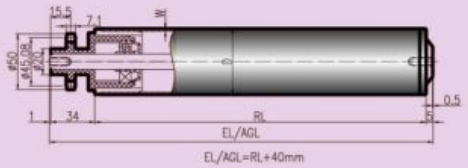

11T-1 单排塑钢链轮，使用08B-1链条（1/2" X 5/16"）

11T-1 plastic sprocket for chain1/2" X 5/16"(08B-1)

外管材质 Tube Material	管径及管厚 Dia.Wall Thickness D × W	齿轮 齿数 No.Teeth	料号：滚筒长度RL必须注明 Ref.No.roller length Rlmust be specified 轴心外径Spindle mm 12/M8 × 15
PVC	50 × 3.0	11	AR1P.50.30.12.11
	60 × 3.0	11	AR1P.60.30.12.11
碳钢镀锌 Zinc plated steel	50 × 1.5	11	AR1Z.50.15.12.11
	50 × 2.0	11	AR1Z.50.20.12.11
	60 × 2.0	11	AR1Z.60.20.12.11
不锈钢 Stainless steel	50 × 1.5	11	AR1S.50.15.12.11
	50 × 2.0	11	AR1S.50.20.12.11
	60 × 2.0	11	AR1S.60.20.12.11

内牙轴心 Female threaded spindle

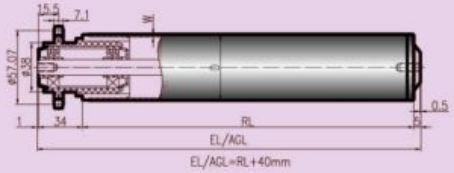

14T-1 单排塑钢链轮，使用08B-1链条（1/2" X 5/16"）

14T-1 plastic sprocket for chain1/2" X 5/16"(08B-1)

外管材质 Tube Material	管径及管厚 Dia.Wall Thickness D × W	齿轮 齿数 No.Teeth	料号：滚筒长度RL必须注明 Ref.No.roller length Rlmust be specified 轴心外径Spindle mm 12/M8 × 15
PVC	50 × 3.0	14	AR1P.50.30.12.14
	60 × 3.0	14	AR1P.60.30.12.14
碳钢镀锌 Zinc plated steel	50 × 1.5	14	AR1Z.50.15.12.14
	50 × 2.0	14	AR1Z.50.20.12.14
	60 × 2.0	14	AR1Z.60.20.12.14
不锈钢 Stainless steel	50 × 1.5	14	AR1S.50.15.12.14
	50 × 2.0	14	AR1S.50.20.12.14
	60 × 2.0	14	AR1S.60.20.12.14

○钢制双密封盖工业轴承 ○Precision bearing 6002 zz
○光圆铁轴心 ○Spindle Steel self color
※订货时请注明RL的长度 ※Please specify the roller length RL when ordering

堆积式输送滚筒(双排塑钢齿轮) Friction accumulating conveyer roller

内牙轴心 Female threaded spindle

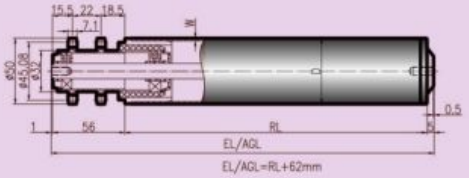

11T-2 双排塑钢链轮，使用08B-1链条（1/2" X 5/16"）

11T-2 plastic sprocket for chain1/2" X 5/16"(08B-1)

外管材质 Tube Material	管径及管厚 Dia.Wall Thickness D × W	齿轮 齿数 No.Teeth	料号：滚筒长度RL必须注明 Ref.No.roller length Rlmust be specified 轴心外径Spindle mm 12/M8 × 15
PVC	50 × 3.0	11-2	AR2P.50.30.12.11
	60 × 3.0	11-2	AR2P.60.30.12.11
碳钢镀锌 Zinc plated steel	50 × 1.5	11-2	AR2Z.50.15.12.11
	50 × 2.0	11-2	AR2Z.50.20.12.11
	60 × 2.0	11-2	AR2Z.60.20.12.11
不锈钢 Stainless steel	50 × 1.5	11-2	AR2S.50.15.12.11
	50 × 2.0	11-2	AR2S.50.20.12.11
	60 × 2.0	11-2	AR2S.60.20.12.11

内牙轴心 Female threaded spindle

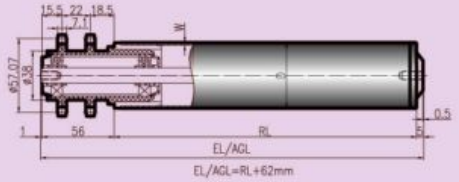

14T-2 双排塑钢链轮，使用08B-1链条（1/2" X 5/16"）

14T-2 plastic sprocket for chain1/2" X 5/16"(08B-1)

外管材质 Tube Material	管径及管厚 Dia.Wall Thickness D × W	齿轮 齿数 No.Teeth	料号：滚筒长度RL必须注明 Ref.No.roller length Rlmust be specified 轴心外径Spindle mm 12/M8 × 15
PVC	50 × 3.0	14-2	AR2P.50.30.12.14
	60 × 3.0	14-2	AR2P.60.30.12.14
碳钢镀锌 Zinc plated steel	50 × 1.5	14-2	AR2Z.50.15.12.14
	50 × 2.0	14-2	AR2Z.50.20.12.14
	60 × 2.0	14-2	AR2Z.60.20.12.14
不锈钢 Stainless steel	50 × 1.5	14-2	AR2S.50.15.12.14
	50 × 2.0	14-2	AR2S.50.20.12.14
	60 × 2.0	14-2	AR2S.60.20.12.14

○钢制双密封盖工业轴承 ○Precision bearing 6002 zz
○光圆铁轴心 ○Spindle Steel self color
※订货时请注明RL的长度 ※Please specify the roller length RL when ordering

滚筒类

锥形自由滚筒 Tapered universal conveyor roller

内牙轴心 Female threaded spindle

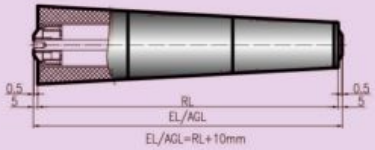

滚筒材质 Roller Material	内管管径及管厚 Dia.Wall Thickness D × W	外管管径 最小/最大 Dia.Wall Thickness	长度 Length RL	料号：滚筒长度RL必须注明 Ref.No.roller length Rlmust be specified 轴心外径Spindle mm 12/M8 × 15
钢制内管 或塑料内管 外披塑料锥形管 Tapered Plastic Element On inner Steel tube Or PVC tube	50 × 1.5	56/71.2	250	TFP.50.12.250
	50 × 3.0	52/71.2	300	TFP.50.12.300
		56/77.6	350	TFP.50.12.350
		52/77.6	400	TFP.50.12.400
		56/84.0	450	TFP.50.12.450
		52/84.0	500	TFP.50.12.500
		56/90.4	550	TFP.50.12.550
		52/90.4	600	TFP.50.12.600
		56/96.8	650	TFP.50.12.650
		52/96.8	700	TFP.50.12.700
		56/103.2	750	TFP.50.12.750
		52/103.2	800	TFP.50.12.800
		56/109.6	850	TFP.50.12.850
		52/109.6	900	TFP.50.12.900

弹簧押入式轴心 Spring loaded spindle

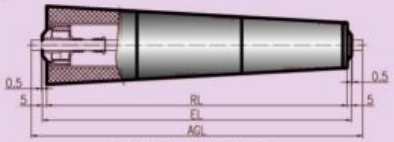

滚筒材质 Roller Material	内管管径及管厚 Dia.Wall Thickness D × W	外管管径 最小/最大 Dia.Wall Thickness	长度 Length RL	料号：滚筒长度RL必须注明 Ref.No.roller length Rlmust be specified 轴心外径Spindle mm 12/M8 × 15
钢制内管 或塑料内管 外披塑料锥形管 Tapered Plastic Element On inner Steel tube Or PVC tube	50 × 1.5	56/71.2	250	TFSP.50.12.250
	50 × 3.0	52/71.2	300	TFSP.50.12.300
		56/77.6	350	TFSP.50.12.350
		52/77.6	400	TFSP.50.12.400
		56/84.0	450	TFSP.50.12.450
		52/84.0	500	TFSP.50.12.500
		56/90.4	550	TFSP.50.12.550
		52/90.4	600	TFSP.50.12.600
		56/96.8	650	TFSP.50.12.650
		52/96.8	700	TFSP.50.12.700
		56/103.2	750	TFSP.50.12.750
		52/103.2	800	TFSP.50.12.800
		56/109.6	850	TFSP.50.12.850
		52/109.6	900	TFSP.50.12.900

○钢制双密封盖工业轴承 ○Precision bearing 6002 zz
○光圆铁轴心 ○Spindle Steel self color
※订货时请注明RL的长度 ※Please specify the roller length RL when ordering

锥形强制滚筒 Tapered fixed drive roller

内牙轴心 Female threaded spindle

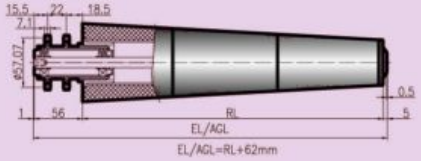

14T-2 双排塑钢链轮，使用08B-1链条（1/2" X 5/16"）

14T-2 plastic sprocket for chain1/2" X 5/16"(08B-1)

滚筒材质 Roller Material	内管管径及管厚 Dia.Wall Thickness D × W	外管管径 最小/最大 Dia.Wall Thickness	长度 Length RL	料号：滚筒长度RL必须注明 Ref.No.roller length Rlmust be specified 轴心外径Spindle mm 12/M8 × 15
钢制内管 或塑料内管 外披塑料锥形管 Tapered Plastic Element On inner Steel tube Or PVC tube	50 × 1.5	56/71.2	250	TDP.50.12.14.250
	50 × 3.0	52/71.2	300	TDP.50.12.14.300
		56/77.6	350	TDP.50.12.14.350
		52/77.6	400	TDP.50.12.14.400
		56/84.0	450	TDP.50.12.14.450
		52/84.0	500	TDP.50.12.14.500
		56/90.4	550	TDP.50.12.14.550
		52/90.4	600	TDP.50.12.14.600
		56/96.8	650	TDP.50.12.14.650
		52/96.8	700	TDP.50.12.14.700
		56/103.2	750	TDP.50.12.14.750
		52/103.2	800	TDP.50.12.14.800
		56/109.6	850	TDP.50.12.14.850
		52/109.6	900	TDP.50.12.14.900

○钢制双密封盖工业轴承 ○Precision bearing 6002 zz
○光圆铁轴心 ○Spindle Steel self color
※订货时请注明RL的长度 ※Please specify the roller length RL when ordering

行星轮、蜗杆、导向板

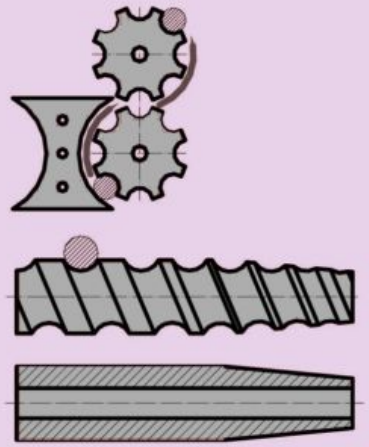

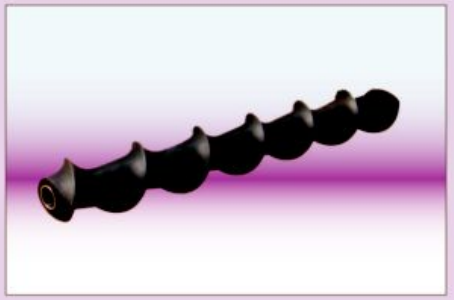

各种尺寸接受订制
欢迎来电咨询选购！

滚筒类

设 备 类

Equipment



设 备 类

皮带式转弯输送机30° 45° 60° 90°
Belt round conveyor for 30° ,45° ,60° ,90°

CABAX®



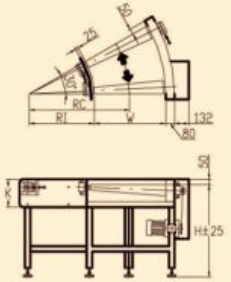

斜轮式（CRI）tilted roller series
W：皮带有效宽度
belt width
RI：内半径
inner radius
RC：中心半径
center radius
A：角度
angle
D：主从动轮直径
drive roller dia
H：输送台面高度
height

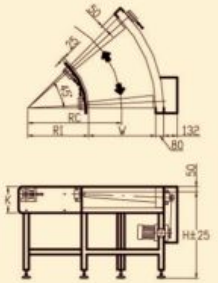

○斜轮式皮带转弯输送机
tilted roller belt round conveyor
机架材质：碳钢烤漆或不锈钢。
Frame:carbon steel painted or stainless steel
输送带规格：进口PVC，3mm厚之防静电或符合食品级（FDA）之材质。
Belt:PVC,3mm,antistatic or FDA
输送速度：最高中心线速度60米/分。
Speed:Max 60M/Min
标准角度：90° 及180° ，其他转弯角度可依客户需要制作。
Angle: 90° & 180° ,anothers upon customer.
负载：标准规格可承载50KG以下，若要50KG以上接受订作。
Load: 50kg(standard),above 50kg must be made to order.

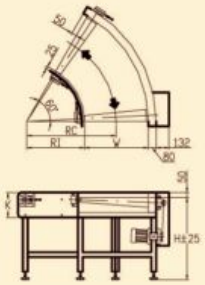

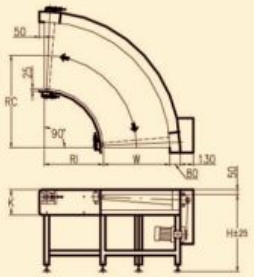

标准规格

Inner radius	belt width		
400	300	400 ~	1200
500	300	400 ~	1200
600	/	400 ~	1200
700	/	400 ~	1200
800	/	400 ~	1200
900	/	400 ~	1200
1000	/	400 ~	1200

内半径1米以上接受订制

夹瓶机及其它





设备类

皮带转弯输送机180°
Belt round conveyor for 180°





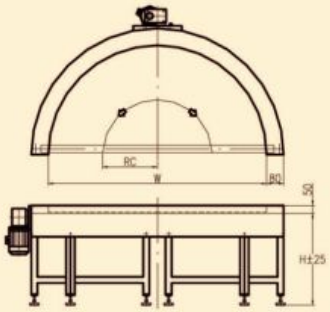

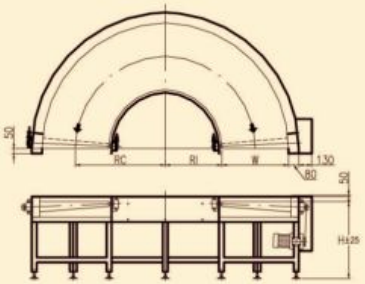

○斜轮式皮带转弯输送机

tilted roller belt round conveyor.

机架材质：碳钢烤漆或不锈钢。

Frame: carbon steel painted or stainless steel.

输送带规格：进口PVC，3mm厚之防静电或符合食品级（FDA）之材质。

Belt: PVC,3mm,antistatic or FDA.

输送速度：最高中心线速度60米/分。

Speed: Max 60M/Min.

标准角度：90° 及180°，其他转弯角度可依客户需要制作。

Angle: 90° & 180° ,anothers upon customer.

负载：标准规格可承载50KG以下，若要50KG以上接受订作。

Load: 50kg(standard),above 50kg must be made to order.

斜轮式（CRI）	tilted roller series
W：皮带有效宽度	belt width
RI：内半径	inner radius
RC：中心半径	center radius
A：角度	angle
D：主从动轮直径	drive roller dia
H：输送台面高度	height

标准规格

Inner radius	belt width	
400	300	400 ~ 1200
500	300	400 ~ 1200
600	/	400 ~ 1200
700	/	400 ~ 1200
800	/	400 ~ 1200
900	/	400 ~ 1200
1000	/	400 ~ 1200

内半径1米以上接受订制

皮带式转弯输送机实例



螺旋机 Spiral conveyor

- Continues vertical conveying of lift or down in a small space.
- Both vertical and horizontal transport.
- Applied as an buffer system.
- Construction in mild steel and stainless steel.
- Total length: 60 meters in mild steel chain or 48 meters in S/S.
- Width: 200, 300, 400 and 600 mm.
- Height: 6 meter by one driver, more than 20 meters for several conveyor.
- Apply in beverage, beer, tobacco, post, print, food etc.
- max loading per drive: mild steel chain<750Kg
  stainless steel chain<600Kg

特征：适合较小空间做提升或下降的输送，省空间、易保养、寿命长，可配合产品在生产过程中须要暂存、冷却或上下连续搬运、出入仓储系统等功能。

- 机架：碳钢烤漆或不锈钢。
- 输送圈数总长度：碳钢底链60米、不锈钢底链48米。
- 输送宽度：200mm、300mm、400mm、600mm。
- 可升降高度：1.单一驱动最高6米，但依实际运载速度及载重须配合输送圈数总长度而有所变动。
  2.可多台串联高度达20米。
- 适用行业：饮料、啤酒、卷烟、邮政、报业、印刷、食品、制药、物流、电子等行业。
- 每台机器（一个电机）最大承重：碳钢底链<750Kg
  不锈钢底链<600Kg

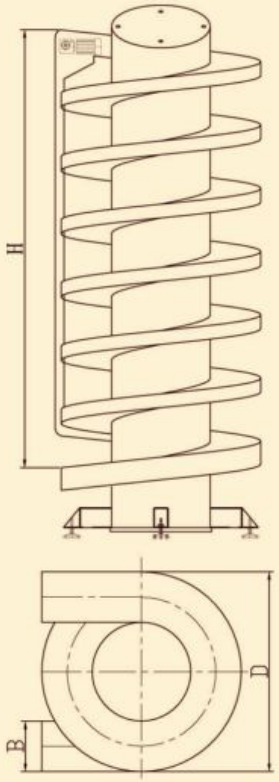

Spiral-conveyor Specificatiom

spiral conveyor type	belt width (B)	outer diameter (D)	Maxelevation range (H)
LX-200-1000	200mm	1240mm	UP To4500mm
LX-300-1200	300mm	1600mm	UP To6000mm
LX-400-1300	400mm	1740mm	UP To6500mm
LX-600-1500	600mm	2240mm	UP To6500mm

Transport direction up,down or alternating

Speed range6-60m/min

In/out-feed configuration

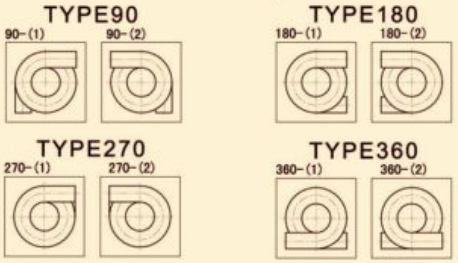

As we are constantly improving our products, we reserve the right to make alternations.

螺旋机实例



顶板链输送实例

滚筒实例







皮带线实例




金属网输送机实例