

IT	EN	DE
DIMENSIONI	OVERALL DIMENSIONS	ABMESSUNGEN
FR	ES	PT
DIMENSIONS	DIMENSIONES	DIMENSÕES

	R	V	β	A	C	d_j	E	G max	G min	H	I	I_1	I_2	I_s	L	N	P	T	α	D_{H7}	D_a	F	S	t	t_1		
RP2 71/2	94	M8	60°	142,5	4	17	8	270	218	124	85	27	97	M5	35	140	246	8	38°	25	33	136	11	8	28,3		
															35					42,5	12					10	38,3
															38					42,5	12					10	41,3
															40					*	12					12	43,3
RP2 91/2	120	M10	60°	149	3,5	19	10	270	218	155	105	34,5	120	M8	40	146,5	300	8	39°	30	38	143	12	8	33,3		
															38					48	10					10	41,3
															40					48	12					12	43,3
															45					*	14					14	48,8
RP2 111/2	156	M12	60°	166	2	24	10	270	218	174,5	124	40	134,5	M8	50	164	344	10	38°	40	50	162	14	12	43,3		
															45					55	14					14	48,8
															50					*	14					14	53,8
															55						-					16	59,3
RP2 131/2	182	M12	60°	180,5	5	28	12	294	224	211,5	144	51	160,5	M8	60	179	410	14	42°	50	60	174	15	14	53,8		
															55					*	16					16	59,3
															60						-					18	63,3
RP2 151/2	220	M12	60°	196	5	38	14	294	224	226,5	165	51	175,5	M10	80	195	450	15	34°	50	62	190	16	14	53,8		
															55					65	16					16	59,3
															60					75	18					18	64,4
															65					77	18					18	69,4
															70					81	20					20	74,9
RP2 181/2	252	M16	60°	210	5	42	16	300	230	260,5	192	62	198,5	M10	110	215	516	22	34°	60	72	210	18	18	64,4		
															70					81	20					20	74,9
															75					88	20					20	79,9
															80					92	22					22	85,4
															85					98	22					22	90,4
RP2 221/2	310	M16	60°	253	5	48	20	310	230	318	225	74	244	M12	110	257	625	22	34°	80	92	252	20	22	85,4		
															100					118	28					28	106,4

* Albero lento cavo tipo A

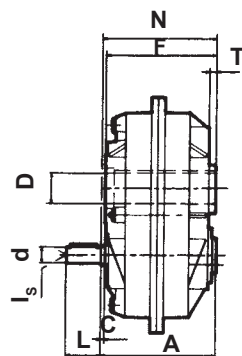
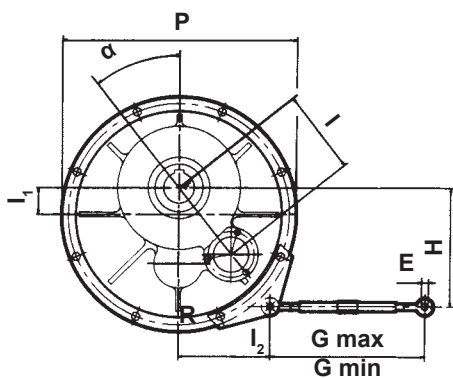
* Hollow output shaft A type

* Hohlwelle Typ A

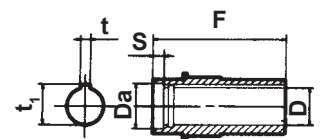
* Arbre creux en sortie type A

* Eje lento hueco tipo A

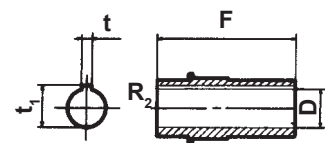
* Eixo de saída vazado tipo A



Albero lento cavo standard
Standard hollow output shaft
Standard Hohlwelle
Arbre creux en sortie standard
Eje lento hueco standard
Eixo de saída vazado estándar



Albero lento cavo tipo A
Hollow output shaft A type
Hohlwelle typ A
Arbre creux en sortie type A
Eje lento hueco tipo A
Eixo de saída vazado tipo A



Fori a richiesta

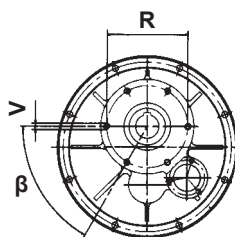
Bores upon request

Bohrung auf Anfrage

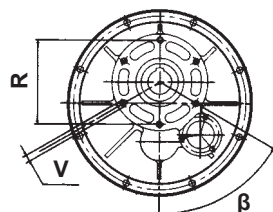
Trous sur demande

Orificios bajo solicitud

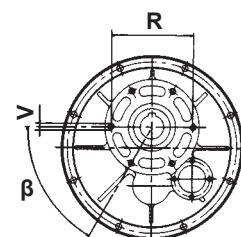
Furos a pedido



71/2
91/2



111/2



131/2
151/2
181/2
221/2