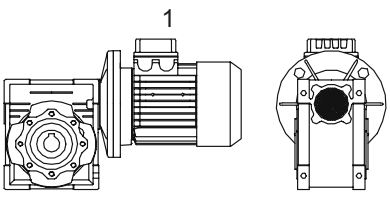
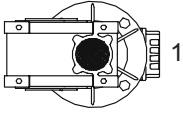
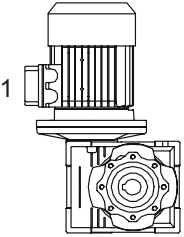
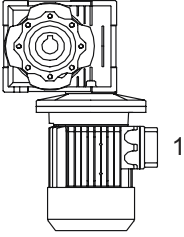
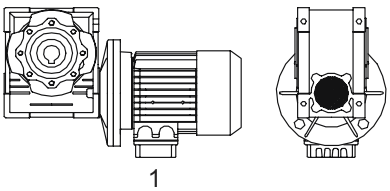
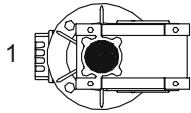
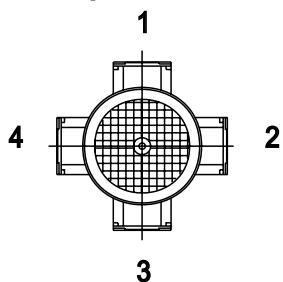


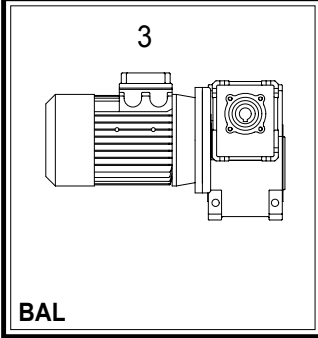
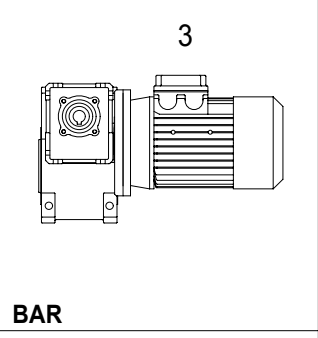
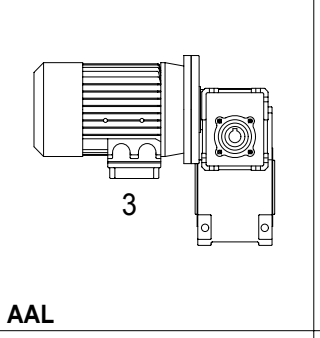
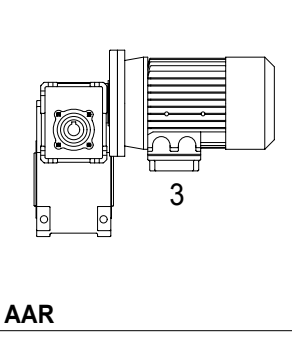
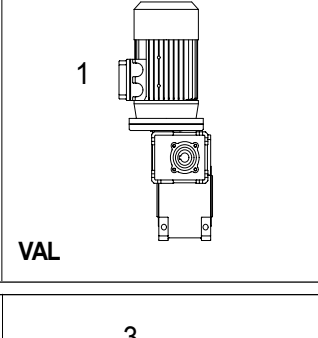
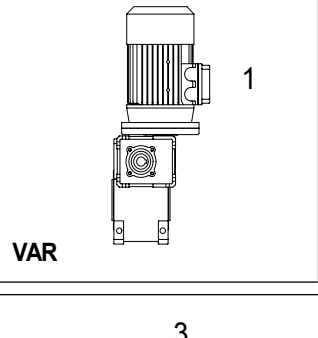
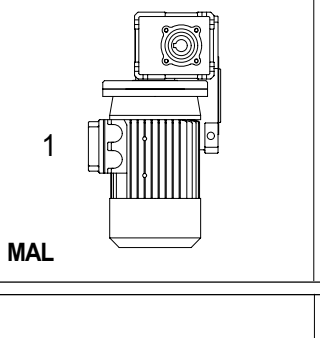
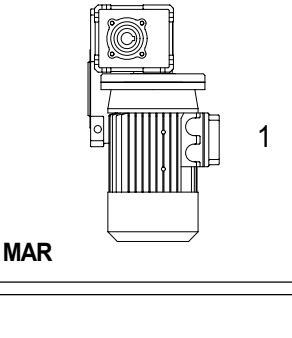
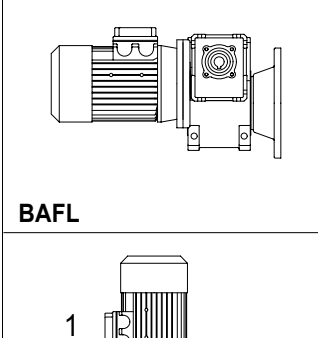
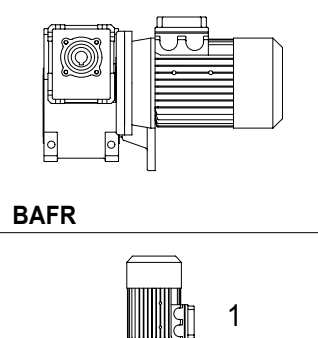
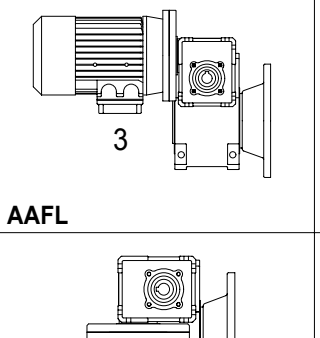
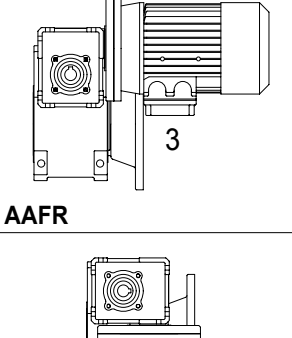
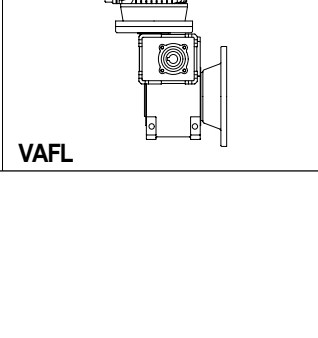
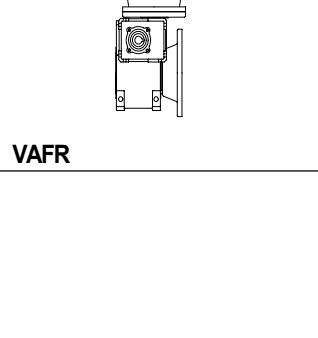
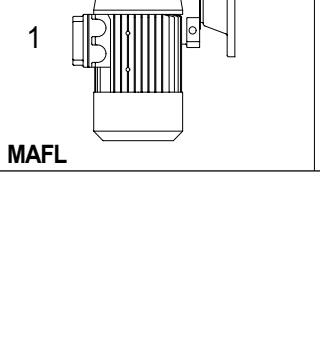
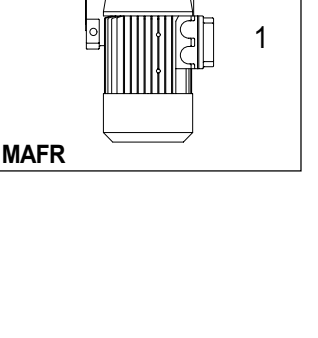
2.1 Монтажные положения мотор-редукторов серии PC

PC			
B3	B6	V5	V6
			
B8	B7		
			

Положение коробки подключения электродвигателя



2.2 Монтажные положения двухступенчатых мотор-редукторов серии КРС

КРС ... - PC ...	 <p>3</p> <p>BAL</p>	 <p>3</p> <p>BAR</p>	 <p>3</p> <p>AAL</p>	 <p>3</p> <p>AAR</p>
	 <p>1</p> <p>VAL</p>	 <p>1</p> <p>VAR</p>	 <p>1</p> <p>MAL</p>	 <p>1</p> <p>MAR</p>
КРС ... - PC - ... Φ	 <p>3</p> <p>BAFL</p>	 <p>3</p> <p>BAFR</p>	 <p>3</p> <p>AAFL</p>	 <p>3</p> <p>AAFR</p>
	 <p>1</p> <p>VAFL</p>	 <p>1</p> <p>VAFR</p>	 <p>1</p> <p>MAFL</p>	 <p>1</p> <p>MAFR</p>