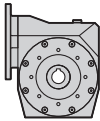
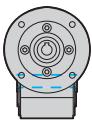


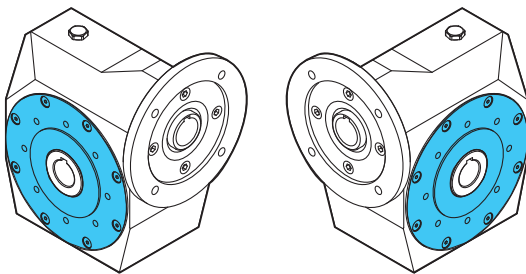
2.2 Designazione

2.2 Designation

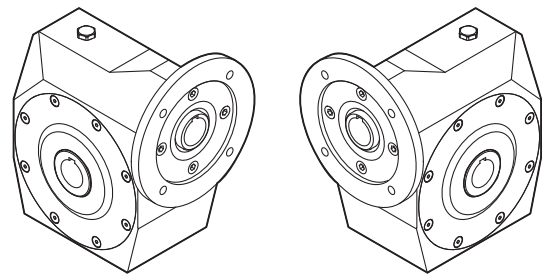
2.2 Bezeichnung

Riduttore Gearbox Getriebe	Grandezza Size Größe	Rapporto rid. Ratio Untersetzung	Predispos. att. mot. Motor coupling Motoranschluss	Posizione di mont. Mounting position Einbaulage	Versione Version Ausführung	Albero uscita cavo Hollow output shaft Abtriebshohlwelle
GHA	50	10/1	P.A.M	B3	PP	H25
	30 40 50 63 75	5 7.5 10 15 20 25 30 40 50 65 80 100	56 B14 63 B14 71 B14 80 B14 90 B14 100 B14 112 B14	B3, B6 B7, B8 V5, V6	PP CC PD PS	 H..

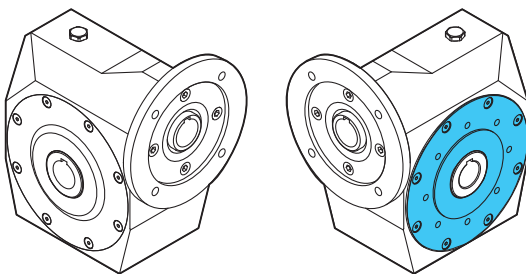
GHA...PP



GHA...CC



GHA...PD



GHA...PS

